Redbridge North Site

1501, 1503, 1505 Scott Crescent, Squamish, British Columbia





Civic Address:

1501, 1503, 1505 Scott Crescent
Squamish, BC

Location Plan

Drawing List

A0.0	Cover Sheet	
A0.1	Data Sheet / Statistics	
A0.2	Aerial Plan / Survey Plan	
A0.3	Context Plan	
A1.0	Site Plan - 1/16 Scale	
A1.1	Open Space Areas	- 1/32" Scale
A1.2	Survey	- 1/32" Scale
A1.3	Solid Waste Managment Plan	- 1/16" Scale
A1.4	Site Coverage Area	- 1/16" Scale
A2.0	Plan: Level 1 - 1/16" Scale	
A2.1	Plan: Level 2 - 1/16" Scale	
A2.2	Plan: Level 3 - 1/16" Scale	
A2.3	Plan: Level 4 - 1/16" Scale	
A2.4	Plan: Level 4 - 1/16" Scale	
A2.5	Plan: Level 6 - 1/16" Scale	
A2.6	Plan: Roof - 1/16" Scale	
A3.0	South & East Elevations Context - 1/16" Scale	
A3.1	North & West Elevations Context - 1/16" Scale	
A3.2	Material Board	
A4.0	Sections 1 & 2, Bldg 7 & 5	- 1/16" Scale
A4.1	Sections 3, 4 & 5, Bldg 5 & 6	- 1/16" Scale
A5.0	Rendering from North/West	
A5.1	Rendering from South/East	
A5.2	Rendering from North/West	
A5.3	Rendering from South	
A5.4	Rendering from South/East & South/West	
A5.5	Rendering bird's eye view	
A5.6	Rendering elevation details	
A6.1	Shadow Analysis	
A6.2	Shadow Analysis	
A7.0	Site Plan / Sections @ HWM	
A7.1	Section HWM to FCL Bldg 7	
A7.2	Section HWM to FCL Bldg 7	
A7.3	Section HWM to FCL Bldg 7	
A7.4	Section HWM to FCL Bldg 6	
A7.5	Section HWM to FCL Bldg 6	
A7.6	Section HWM to FCL Bldg 6	

Building 5 - 1503 Scott Crescent

A➧2.0	Plan: Level 1 / Parking, Bldg 5	
A➧2.2	Plan: Level 1 / Parking, Bldg 5	
A➧2.1	Plan: Level 1 / Parking, Bldg 5	
A➧2.3	Plan: Level 2, Bldg 5	
A➧2.4	Plan: Level 3, Bldg 5	
A➧2.5	Plan: Level 4 (5 same), Bldg 5	
A➧2.6	Plan: Level 6, Bldg 5	
A➧2.7	Plan: Level Roof, Bldg 5	
A➧2.8	Plan: Roof, Bldg 5	
A➧3.0	East Elevations, Bldg 5	
A➧3.1	South Elevations, Bldg 5	
A➧3.2	West Elevation, Bldg 5	
A➧3.3	North Elevations, Bldg 5	
A➧4.0	Section A-A, Bldg 5	
A➧4.1	Section B-B, Bldg 5	
A➧4.2	Section C-C, Bldg 5	
A➧4.3	Section D-D, Bldg 5	

Building 6 - 1505 Scott Crescent

A❁2.0	Plan: Level 1, Bldg 6	
A❁2.1	Plan: Level 2, Bldg 6	
A❁2.2	Plan: Level 3, Bldg 6	
A❁2.3	Plan: Level 4, Bldg 6	
A❁2.4	Plan: Level 5, Bldg 6	
A❁2.5	Plan: Level Roof, Bldg 6	
A❁2.6	Plan: Roof, Bldg 6	
A❁3.0	West Elevation, Bldg 6	
A❁3.1	East Elevation, Bldg 6	
A❁3.2	North Elevation, Bldg 6	
A❁3.3	South Elevation, Bldg 6	
A❁4.0	Sections A-A, Bldg 6	
A❁4.1	Sections B-B, Bldg 6	
A❁4.2	Sections C-C & D-D, Bldg 6	

Building 7 - 1501 Scott Crescent

A★2.0	Plan: Level 1, Bldg 7	
A★2.1	Plan: Level 2, Bldg 7	
A★2.2	Plan: Level 3, Bldg 7	
A★2.3	Plan: Roof, Bldg 7	
A★3.0	South & West Elevation, Bldg 7	
A★3.1	East & North Elevations, Bldg 7	
A★4.0	Sections, Bldg 7	

CORNERSTONE architecture
307 - 611 Alexander Street
Vancouver, British Columbia
Canada V6A 1E1
www.cornerarch.com
tel. 604-253-8800

IMPORTANT: Copyright reserved. This design and drawing is the exclusive property of Cornerstone Architecture and cannot be used for any purpose without the written consent of the Architect. This drawing is not to be used for construction until issued for that purpose by the Architect.

Prior to commencement of the Work, it is the Contractor's responsibility to review and verify drawing dimensions, datums and levels. Discrepancies between information on this drawing and actual site conditions and / or the remaining Contract Documents shall be brought to the attention of the Architect for clarification prior to proceeding with the Work. DO NOT SCALE THE DRAWINGS.

Num.	YY MM DD	▲REVISION
2	2024-09-19	Re-issued for DP Issuance
1	2024-03-7	Issued for DP Application

Num.	YY MM DD	▲ISSUE

Unless signed & sealed, these drawings are not to be used for approval by an authority or for reliance by a client or third party, including the general public.

BUILDING CODE	BCBC 2018
ZONING	Rezoning
DEVELOPMENT PERMIT #	
BUILDING PERMIT #	
SCALE	1/16" = 1'-0"
PLOT DATE	Sep 19, 2024

DRAWING
Cover Sheet

PROJECT
Redbridge North Site

Squamish,
British Columbia

PROJECT NO. 1915

DRAWING NO. **A0.0**

/Users/enigeczi/Library/CloudStorage/Dropbox/Cornerstone Dropbox Folders/Dropbox - Current Projects/1915 REDBRIDGE (NORTH)/1915 REDBRIDGE (N) CURRENT DRAWINGS VW2023/ARCHITECTURAL/1915 REDBRIDGE_7N & All_Aug21_2024.vwx

US Arch D

STATISTICS

Zone CD-77	Allowed	Proposed
Site Area	106,381 sqft	106381
FSR	1.18	1.18
Site Coverage	40%	41.18%
Building Height	26m	26.89m
Open Space	30% (31,914sq.ft.) of Site	37% 39,087sq.ft.
Unit Count	118	118

	Unit Type	Quantity	Distribution
BUILDING 5	1 BED	8	15%
	1 BED ADAPTABLE	0	0
	2 BED	12	22%
	2 BED+DEN	13	24%
	2 BED ADAPTABLE	12	22%
	2 BED+DEN ADAPTABLE	0	0
	3 BED	9	17%
	3 BED+DEN	0	0%
	3 BED+DEN ADAPTABLE	0	0%
	Total	54	100%
	Total adaptable	12	22%

	Unit Type	Quantity	Distribution
BUILDING 6	1 BED	6	12%
	1 BED ADAPTABLE	0	0
	2 BED	9	19%
	2 BED+DEN	22	46%
	2 BED ADAPTABLE	0	0%
	2 BED+DEN ADAPTABLE	0	0
	3 BED	3	6%
	3 BED+DEN	8	17%
	3 BED+DEN ADAPTABLE	0	0%
	Total	48	100%
	Total adaptable	0	0%

	Unit Type	Quantity	Distribution
BUILDING 7	2 BED	8	50%
	3 BED+DEN	8	50%
	Total	16	100%
	Total	**118**	100%

PARKING

Vehicles	Required	Provided	Notes
Townhouse 2 or 3 BED	26	27	39WWW.5- 1.6 spaces per dwelling unit
Residential 1 BED	14	14	39WWW.5- 1.0 spaces per dwelling unit
Residential 2 BED	82	82	39WWW.5- 1.2 spaces per dwelling unit
Residential 3 BED	32	32	39WWW.5- 1.6 spaces per dwelling unit
Visitor	12	13	41.7- 0.25 spaces per dwelling unit
Accessible	5	5	41.5- 5 accessible for 111-170 total stalls
Total Cars	**171**	173	
Total Motorcycle	**9**	11	41.9- max. 5% of reqired spaces

Bikes	Required	Provided	Notes
Class A	236	114	41.9(d)- 2 spaces per dwelling unit
Class A oversize	12	12	41.9(b)(iii)a- 5% of total min 0.9mx3.1m
Class B (outdoor rack)	6	14	41.9(c) min.6 in total rack size 0.6mx1.8m
Storages (&Bikes)	0	121	
Total	**242**	247	

Site Coverage	Area sqft
Building 5	18,701
Building 6	14,952
Building 7	10,151

Unit Type	Building 5	Building 6	Building 7	Quantiti	Distribution
1 BED	8	6	0	14	12%
2 BED	37	31	8	76	64%
3 BED	9	11	8	28	24%
Total	54	48	16	118	100%
ADAPTABLE UNITS	12	0	0	12	10%

Total	Gross Floor Area	Residential	Common (4.25 (c))		Wall exl. (4.25 (b)(ii))		Amenity exl.	
Area (sqft)	223,578.1	128,804.5	28,514.5		3,448.7		1,174.6	
% of gross	1.0	0.6	0.1		0.0		0.0	

FSR Area
125,355.78
1.178

Hi-Lo Universal Bike Rack System



The Hi-Lo Universal Bike Rack System is suitable for indoor or outdoor use, floor or wall mounting.

Useful in tight spaces, the bar on the 'Hi Model' supports the front wheel, lifting the handlebars of one bike above those of the adjacent bike. This feature allows Hi-Lo's to be spaced as little as 12" apart.

Quality made from tubular and plate steel, Hi-Lo's support the bike above the centre of gravity, and allow the frame and at least 1 wheel to be attached with a U-Lock, Cable Lock or chain.

Sold individually or in sets. Stainless Steel or Black Powder coat. Made in Vancouver by Advantage.

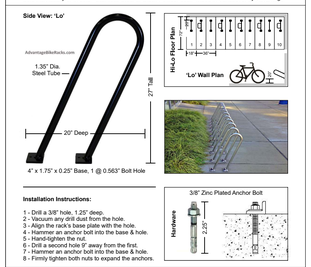

Installation Instructions:

1 - Drill a 3/8" hole, 1.25" deep.
2 - Vacuum any drill dust from the hole.
3 - Align the rack's base plate with the hole.
4 - Hammer an anchor bolt into the base & hole.
5 - Tighten the bolt.
6 - Drill a second hole 9" away from the first.
7 - Hammer an anchor bolt into the base & hole.
8 - Firmly tighten both nuts to expand the anchors.

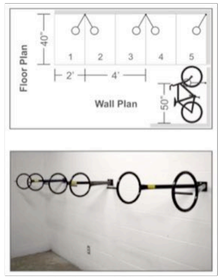

Vertical (wall-mount) Bike Rack

VISITOR "CLASS B" STALLS:
REFER TO LANDSCAPE DRAWINGS FOR MORE DETAIL.

NOTES:
1. 30% OF BICYCLE SPACES ARE WITHIN 1.0M OF AN ELECTRICAL OUTLET
(FOR CHARGING OF ELECTRICAL BICYCLES)

***PARKING NOTES**
1) INCLUDES MIN. 30% (51) + MIN. 10% (1) ELECTRIC VEHICLE STALLS LEVEL 2 CHARGE MIN.1.7kW OF POWER
2) INCLUDES MIN. 1/TOWNHOUSE ELECTRIC VEHICLE STALL LEVEL 2 CHARGE MIN. 3.3 kW OF POWER
3) INCLUDES MIN. 1/SINGLE UNIT ELECTRIC VEHICLE STALL LEVEL 2 CHARGE MIN. 3.3 kW OF POWER
4) INCLUDES 19 VISITOR STALLS - 6 STALLS EQUIPPED WITH EV STATION
5) INCLUDES 3 CARSHARE STALLS - MODO, EQUIPPED WITH EV STATION

NOTE: PROJECT-SCALE DRAWINGS PROVIDED FOR GENERAL CONTEXT. SEE BUILDING PLANS FOR MORE DETAILED INFORMATION.

BUILDING 5

			Total Area (sq.ft.)	Toatl Residential Area (sq.ft.)	Total Common (sq.ft.)	Wall exclusion (sq.ft.)	Amenity exclusion (sq.ft.)
			129298.816	54401.242	8638.54	1592.47	0
BLDG 5	Level 1	Unit type	Area (sqft)	Residential	Common	Wall exclusion	Amenity exclusion
		CIRCULATION	635.2		635.2	0.0	
		PARKADE	54,383.3			0.0	
		KAYAK STORAGE	976.9		976.9	0.0	
		GARBAGE & RECYCLING	1,366.6			0.0	
BLDG 5	Level 2	Unit type	Area (sqft)	Residential	Common	Wall exclusion	Amenity exclusion
.	C5	3 BED	1,216.4	1,216.4		42.1	
.	G3	2 BED+DEN	1,110.4	1,110.4		25.1	
.	G3	2 BED+DEN	1,110.4	1,110.4		25.2	
.	G3	2 BED+DEN	1,135.1	1,135.1		36.7	
.	G3	2 BED+DEN	1,110.4	1,110.4		25.2	
.	G3	2 BED+DEN	1,108.3	1,108.3		26.8	
		PARKADE	8,897.0			0.0	
		CIRCULATION	2,305.9		2,305.9	0.0	
		LOUNGE	419.6		419.6	0.0	
BLDG 5	Level 3	Unit type	Area (sqft)	Residential	Common	Wall exclusion	Amenity exclusion
.	A6	1 BED	639.5	639.5		19.5	
.	A6	1 BED	639.5	639.5		19.6	
.	B7	2 BED+DEN	1,116.6	1,116.6		40.6	
.	B8a	2 BED ADAPTABLE	1,084.0	1,084.0		25.2	
.	B8a	2 BED ADAPTABLE	1,084.0	1,084.0		25.2	
.	B8b	2 BED ADAPTABLE	1,110.5	1,110.5		25.2	
.	B8b	2 BED ADAPTABLE	1,110.5	1,110.5		25.2	
.	B9	2 BED	916.3	916.3		22.9	
.	B9	2 BED	917.7	917.7		22.9	
.	B11	2 BED	964.6	964.6		38.9	
.	C2Ra	3 BED	1,092.6	1,092.6		37.5	
.	C5	3 BED	1,220.6	1,220.6		47.9	
		CIRCULATION	1,438.1		1,438.1	1.8	
BLDG 5	Level 4	Unit type	Area (sqft)	Residential	Common	Wall exclusion	Amenity exclusion
.	A6	1 BED	639.5	639.5		19.6	
.	A6	1 BED	639.5	639.5		19.6	
.	B7	2 BED+DEN	1,116.6	1,116.6		40.6	
.	B8a	2 BED ADAPTABLE	1,084.0	1,084.0		25.2	
.	B8a	2 BED ADAPTABLE	1,084.0	1,084.0		25.2	
.	B8b	2 BED ADAPTABLE	1,110.5	1,110.5		25.2	
.	B8b	2 BED ADAPTABLE	1,110.5	1,110.5		25.2	
.	B9	2 BED	918.3	918.3		24.4	
.	B9	2 BED	916.3	916.3		22.9	
.	B11	2 BED	964.1	964.1		38.4	
.	C2Rb	3 BED	1,102.8	1,102.8		37.5	
.	C5	3 BED	1,219.6	1,219.6		47.9	
		CIRCULATION	1,431.0		1,431.0	1.8	
BLDG 5	Level 5	Unit type	Area (sqft)	Residential	Common	Wall exclusion	Amenity exclusion
.	A6	1 BED	638.5	638.5		19.6	
.	A6	1 BED	638.6	638.6		19.6	
.	B7	2 BED+DEN	1,116.6	1,116.6		40.6	
.	B8a	2 BED ADAPTABLE	1,084.0	1,084.0		25.2	
.	B8a	2 BED ADAPTABLE	1,084.0	1,084.0		25.2	
.	B8b	2 BED ADAPTABLE	1,110.5	1,110.5		25.2	
.	B8b	2 BED ADAPTABLE	1,110.5	1,110.5		25.2	
.	B9	2 BED	916.3	916.3		22.9	
.	B9	2 BED	916.3	916.3		24.4	
.	B11	2 BED	964.1	964.1		38.4	
.	C2Rb	3 BED	1,102.8	1,102.8		37.5	
.	C5	3 BED	1,220.6	1,220.6		47.9	
		CIRCULATION	1,430.2		1,430.2	0.0	
BLDG 5	Level 6	Unit type	Area (sqft)	Residential	Common	Wall exclusion	Amenity exclusion
.	A6a	1 BED	639.5	639.5		19.6	
.	A6a	1 BED	639.5	639.5		19.6	
.	B7	2 BED+DEN	1,116.6	1,116.6		40.6	
.	B8c	2 BED+DEN	1,084.0	1,084.0		25.2	
.	B8c	2 BED+DEN	1,084.0	1,084.0		25.2	
.	B8d	2 BED+DEN	1,110.5	1,110.5		25.2	
.	B8d	2 BED+DEN	1,110.5	1,110.5		25.2	
.	B9	2 BED	917.7	917.7		24.4	
.	B9	2 BED	916.3	916.3		22.9	
.	B11	2 BED	964.1	964.1		38.4	
.	C2Rb	3 BED	1,102.8	1,102.8		37.5	
.	C5	3 BED	1,219.6	1,219.6		47.9	
		CIRCULATION	1,430.2		1,430.2	1.8	
BLDG 5	Roof	Unit type	Area (sqft)	Residential	Common	Wall exclusion	Amenity exclusion
		CIRCULATION	183.5		183.5	0.0	

BUILDING 6

			Total Area (sq.ft.)	Toatl Residential Area (sq.ft.)	Total Common (sq.ft.)	Wall exclusion (sq.ft.)	Amenity exclusion (sq.ft.)
			67889.951	50444.329	17445.622	1272.381	1,174.63
BLDG 6	Level 1	Unit type	Area (sqft)	Residential	Common	Wall exclusion	Amenity exclusion
.	B12b	2 BED+DEN	1,079.3	1,079.3		27.7	
.	B14a	2 BED+DEN	1,129.0	1,129.0		21.1	
.	B14a	2 BED+DEN	1,129.1	1,129.1		21.1	
.	B14b	2 BED+DEN	1,129.0	1,129.0		21.1	
.	B14b	2 BED+DEN	1,129.0	1,129.0		21.1	
.	C6a	3 BED+DEN	1,283.9	1,283.9		45.1	
		CIRCULATION	3,467.0		3,467.0	0.0	
		AMENITY	301.9		301.9	0.0	301.9
BLDG 6	Level 2	Unit type	Area (sqft)	Residential	Common	Wall exclusion	Amenity exclusion
.	B12a	2 BED+DEN	1,130.7	1,130.7		40.3	
.	B14c	2 BED+DEN	1,120.7	1,120.7		20.9	
.	B14c	2 BED+DEN	1,120.7	1,120.7		20.9	
.	B14d	2 BED+DEN	1,120.7	1,120.7		20.9	
.	B14d	2 BED+DEN	1,120.7	1,120.7		20.9	
.	C6a	3 BED+DEN	1,265.9	1,265.9		40.4	
		CIRCULATION	7,464.9		7,464.9	0.0	
BLDG 6	Level 3	Unit type	Area (sqft)	Residential	Common	Wall exclusion	Amenity exclusion
.	A7	1 BED	676.7	676.7		17.4	
.	B12a	2 BED+DEN	1,134.4	1,134.4		35.5	
.	B13	1 BED	752.5	752.5		37.7	
.	B14c	2 BED+DEN	1,120.5	1,120.5		20.9	
.	B14c	3 BED+DEN	1,120.5	1,120.5		20.9	
.	B14d	2 BED+DEN	1,120.5	1,120.5		20.9	
.	B14d	2 BED+DEN	1,120.5	1,120.5		20.9	
.	B15a	2 BED	951.2	951.2		20.6	
.	B15a	2 BED	951.2	951.2		20.6	
.	B15b	2 BED	924.2	924.2		20.6	
.	C3	3 BED	1,120.1	1,120.1		40.9	
.	C6b	3 BED+DEN	1,238.7	1,238.7		40.4	
		CIRCULATION	1,560.9		1,560.9	0.0	
BLDG 6	Level 4	Unit type	Area (sqft)	Residential	Common	Wall exclusion	Amenity exclusion
.	A7	1 BED	676.7	676.7		17.4	
.	B12a	2 BED+DEN	1,130.5	1,130.5		35.5	
.	B13	1 BED	752.5	752.5		37.7	
.	B14c	2 BED+DEN	1,120.5	1,120.5		20.9	
.	B14c	2 BED+DEN	1,120.5	1,120.5		20.9	
.	B14d	2 BED+DEN	1,120.5	1,120.5		20.9	
.	B14d	2 BED+DEN	1,120.5	1,120.5		20.9	
.	B15a	2 BED	951.2	951.2		20.6	
.	B15a	2 BED	951.2	951.2		20.6	
.	B15b	2 BED	924.2	924.2		20.6	
.	C3	3 BED	1,120.1	1,120.1		40.9	
.	C6b	3 BED+DEN	1,238.7	1,238.7		40.4	
		CIRCULATION	1,560.9		1,560.9	0.0	
BLDG 6	Level 5	Unit type	Area (sqft)	Residential	Common	Wall exclusion	Amenity exclusion
.	A7	1 BED	676.7	676.7		17.4	
.	B12a	2 BED+DEN	1,130.5	1,130.5		35.5	
.	B13	1 BED	752.5	752.5		37.7	
.	B14c	2 BED+DEN	1,120.5	1,120.5		20.9	
.	B14c	2 BED+DEN	1,120.5	1,120.5		20.9	
.	B14d	3 BED+DEN	1,120.5	1,120.5		20.9	
.	B14d	3 BED+DEN	1,120.5	1,120.5		20.9	
.	B15a	2 BED	951.2	951.2		20.6	
.	B15a	2 BED	951.1	951.1		20.6	
.	B15b	2 BED	924.2	924.2		20.6	
.	C3	3 BED	1,120.1	1,120.1		40.9	
.	C6b	3 BED+DEN	1,238.7	1,238.7		40.4	
		CIRCULATION	1,560.9		1,560.9	0.0	
BLDG 6	Roof	Unit type	Area (sqft)	Residential	Common	Wall exclusion	Amenity exclusion
		CIRCULATION	473.6		473.6	0.0	
		CIRCULATION	182.7		182.7	0.0	
		AMENITY	872.7		872.7	0.0	872.7

BUILDING 7

			Total Area (sqft)	Toatl Residential Area (sq.ft.)	Total Common (sq.ft.)	Wall exclusion (sq.ft.)	Amenity exclusion (sq.ft.)
			26389.293	23958.922	2430.371	583.866	0
BLDG 7	Level 1	Unit type	Area (sqft)	Residential	Common	Wall exclusion	Amenity exclusion
.	T2	2 BED	640.8	640.8		11.6	
.	T2	2 BED	640.8	640.8		11.7	
.	T2	2 BED	658.6	658.6		25.1	
.	T2	2 BED	640.8	640.8		11.6	
.	T2	2 BED	641.0	641.0		11.6	
.	T2	2 BED	646.0	646.0		11.5	
.	T2	2 BED	643.7	643.7		14.0	
.	T2	2 BED	640.8	640.8		11.7	
.	T3	3 BED+DEN	107.3	107.3		0.0	
.	T3	3 BED+DEN	107.3	107.3		0.0	
.	T3	3 BED+DEN	107.3	107.3		0.0	
.	T3	3 BED+DEN	107.3	107.3		0.0	
.	T3	3 BED+DEN	107.3	107.3		0.0	
.	T3	3 BED+DEN	106.4	106.4		0.0	
.	T3	3 BED+DEN	105.2	105.2		0.0	
.	T3	3 BED+DEN	107.3	107.3		0.0	
		CIRCULATION	2,430.4		2,430.4	0.0	
BLDG 7	Level 2	Unit type	Area (sqft)	Residential	Common	Wall exclusion	Amenity exclusion
.	T2	2 BED	637.5	637.5		11.6	
.	T2	2 BED	637.5	637.5		11.6	
.	T2	2 BED	652.4	652.4		23.3	
.	T2	2 BED	637.5	637.5		11.6	
.	T2	2 BED	640.3	640.3		13.8	
.	T2	2 BED	655.1	655.1		25.2	
.	T2	2 BED	637.5	637.5		11.6	
.	T2	2 BED	637.5	637.5		11.6	
.	T3	3 BED+DEN	584.7	584.7		11.6	
.	T3	3 BED+DEN	584.7	584.7		11.6	
.	T3	3 BED+DEN	600.8	600.8		24.3	
.	T3	3 BED+DEN	584.7	584.7		11.6	
.	T3	3 BED+DEN	584.7	584.7		11.2	
.	T3	3 BED+DEN	601.5	601.5		24.5	
.	T3	3 BED+DEN	584.7	584.7		11.6	
.	T3	3 BED+DEN	584.7	584.7		11.6	
BLDG 7	Level 3	Unit type	Area (sqft)	Residential	Common	Wall exclusion	Amenity exclusion
	T3	3 BED+DEN	1,006.3	1,006.3		24.2	
	T3	3 BED+DEN	1,006.3	1,006.3		24.2	
	T3	3 BED+DEN	1,031.3	1,031.3		44.2	
	T3	3 BED+DEN	1,006.3	1,006.3		24.2	
	T3	3 BED+DEN	1,008.2	1,008.2		25.9	
	T3	3 BED+DEN	1,034.1	1,034.1		45.9	
	T3	3 BED+DEN	1,006.3	1,006.3		24.2	
	T3	3 BED+DEN	1,006.3	1,006.3		24.2	

CORNERSTONE architecture
307 - 611 Alexander Street
Vancouver, British Columbia,
Canada V6A 1E1
www.cornerarch.com
tel. 604-253-8800

IMPORTANT: Copyright reserved. This design and drawing is the exclusive property of Cornerstone Architecture and cannot be used for any purpose without the written consent of the Architect. This drawing is not to be used for construction until issued for that purpose by the Architect.

Prior to commencement of the Work, it is the Contractor's responsibility to review and verify drawing dimensions, datums and levels. Discrepancies between information on this drawing and actual site conditions and / or the remaining Contract Documents shall be brought to the attention of the Architect for clarification prior to proceeding with the Work. DO NOT SCALE THE DRAWINGS.

Num.	YY MM DD	▲REVISION
1	2024-03-7	Issued for DP Application

Num.	YY MM DD	▲ISSUE

Unless signed & sealed, these drawings are not to be used for approval by an authority or for reliance by a client or third party, including the general public.

BUILDING CODE BCBC 2018
ZONING Rezoning
DEVELOPMENT PERMIT #
BUILDING PERMIT #
SCALE 1/16" = 1'-0"
PLOT DATE Mar 5, 2024

REDBRIDGE SQUAMISH

PROJECT
Redbridge Development
Squamish, British Columbia

DRAWING
Data Sheet / Statistics

PROJECT NO. 1915
DRAWING NO. **A0.1**

/Users/enigeczi/Library/CloudStorage/Dropbox/Cornerstone Dropbox Folders/Dropbox - Current Projects/1915 REDBRIDGE (NORTH)/1915 REDBRIDGE (N) CURRENT DRAWINGS VW2023/1915 REDBRIDGE_7N & All_Feb14_2024.vwx

US Arch D



1 AERIAL PLAN
Scale: Actual Size

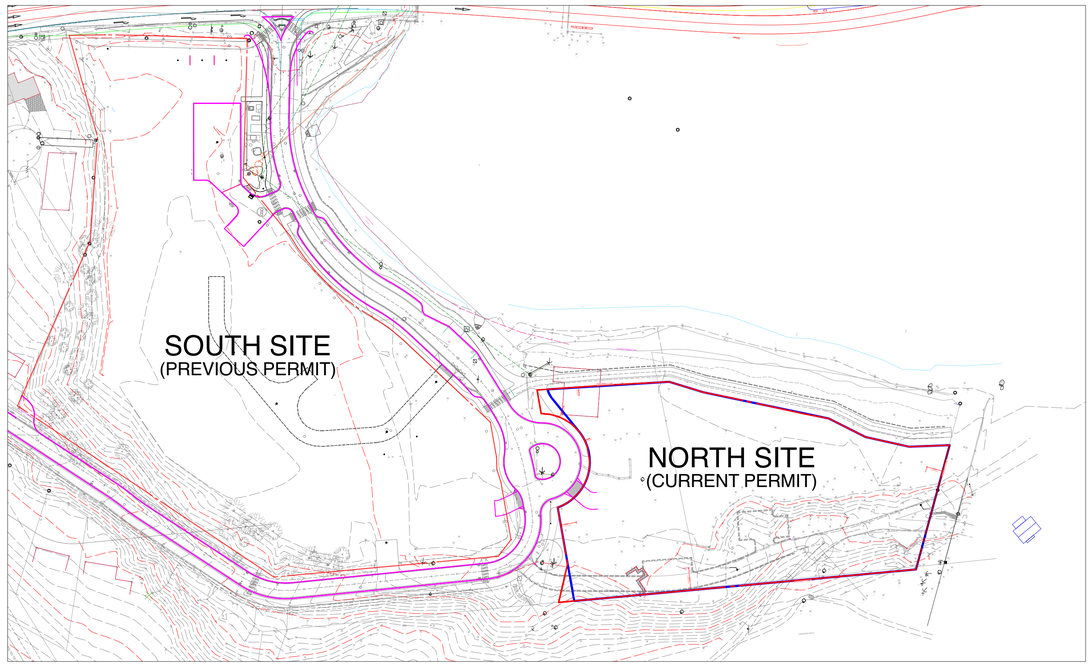

2 SURVEY PLAN
Scale: Actual Size

CORNERSTONE architecture
307 - 611 Alexander Street
Vancouver, British Columbia,
Canada V6A 1E1
www.cornerarch.com
tel. 604-253-8800

IMPORTANT: Copyright reserved. This design and drawing is the exclusive property of Cornerstone Architecture and cannot be used for any purpose without the written consent of the Architect. This drawing is not to be used for construction until issued for that purpose by the Architect.

Prior to commencement of the Work, it is the Contractor's responsibility to review and verify drawing dimensions, datums and levels. Discrepancies between information on this drawing and actual site conditions and / or the remaining Contract Documents shall be brought to the attention of the Architect for clarification prior to proceeding with the Work. DO NOT SCALE THE DRAWINGS.

Num.	YY MM DD	▲REVISION
1	2024-03-7	Issued for DP Application

Num.	YY MM DD	▲ISSUE

Unless signed & sealed, these drawings are not to be used for approval by an authority or for reliance by a client or third party, including the general public.

BUILDING CODE	BCBC 2018
ZONING	Rezoning
DEVELOPMENT PERMIT #	
BUILDING PERMIT #	
SCALE	NTS (NOT TO SCALE)
PLOT DATE	Mar 5, 2024

PROJECT
Redbridge Development
Squamish, British Columbia

DRAWING
Aerial Plan / Survey Plan

PROJECT NO. 1915

DRAWING NO. **A0.2**

US Arch D

/Users/enigeczi/Library/CloudStorage/Dropbox/Cornerstone Dropbox Folders/Dropbox - Current Projects/1915 REDBRIDGE (NORTH)/1915 REDBRIDGE (N) CURRENT DRAWINGS VW2023/1915 REDBRIDGE_7N & All_Feb14_2024.vwx

HIGHWAY 99

north

BUILDING 1
(108 Units + Commercial)
4.5 Storey Wood Frame Building
over 2 storey Concrete Parkade

BUILDING 2
(90 Units)
5 Storey Wood Frame Building
over 2 storey Concrete Parkade

BUILDING 3
(93 Units)
4.5 Storey Wood Frame Building
over 2 storey Concrete Parkade

BUILDING 4
(24 Units)
3 Storey Townhouses
partially over 1 Storey Concrete Parkade

1501 - BUILDING 7
(16 Units)
1 & 3 Storey Wood Frame Townhouses
partially over 1 Storey Concrete Parkade

1503 - BUILDING 5
(54 Units)
4 Storey Wood Frame Building
over 2 storey Concrete Parkade

1505 - BUILDING 6
(48 Units)
5 Storey Wood Frame Building
partially over 1 Storey Concrete Parkade

SOUTH SITE
(UNDER CONSTRUCTION)

NORTH SITE
(CURRENT PERMIT)

SCOTT CRESCENT

UPPER SCOTT CRESCENT

MAMQUAM BLIND CHANNEL

PROPOSED ACCESS TO
PERRY BECKHAM PROPERTY

PERRY'S
HOUSE

UPPER TERRACE LEVEL
LANDSCAPED DECK

PROPERTY LINE

NOTE: PROJECT-SCALE DRAWINGS PROVIDED FOR GENERAL CONTEXT. SEE BUILDING PLANS FOR MORE DETAILED INFORMATION.

0 16 24 32 40 48 56 64 72 80 88 96 104 FT

CORNERSTONE architecture
307 - 611 Alexander Street
Vancouver, British Columbia,
Canada V6A 1E1
www.cornerarch.com
tel. 604-253-8800

IMPORTANT: Copyright reserved. This design and drawing is the exclusive property of Cornerstone Architecture and cannot be used for any purpose without the written consent of the Architect. This drawing is not to be used for construction until issued for that purpose by the Architect.

Prior to commencement of the Work, it is the Contractor's responsibility to review and verify drawing dimensions, datums and levels. Discrepancies between information on this drawing and actual site conditions and / or the remaining Contract Documents shall be brought to the attention of the Architect for clarification prior to proceeding with the Work. DO NOT SCALE THE DRAWINGS.

Num.	YY MM DD	▲REVISION
1	2024-03-7	Issued for DP Application

Num.	YY MM DD	▲ISSUE

Unless signed & sealed, these drawings are not to be used for approval by an authority or for reliance by a client or third party, including the general public.

BUILDING CODE	BCBC 2018
ZONING	Rezoning
DEVELOPMENT PERMIT #	
BUILDING PERMIT #	
SCALE	1:500
PLOT DATE	Sep 20, 2024

REDBRIDGE SQUAMISH

PROJECT
Redbridge North Site
Squamish,
British Columbia

DRAWING
Context Plan

PROJECT NO. 1915

DRAWING NO. A0.3

US Arch D

/Users/enigeczi/Library/CloudStorage/Dropbox/Cornerstone Dropbox Folders/Dropbox - Current Projects/1915 REDBRIDGE (NORTH)/1915 REDBRIDGE (N) CURRENT DRAWINGS VW2023/ARCHITECTURAL/1915 REDBRIDGE_7N & All_Aug21_2024.vwx

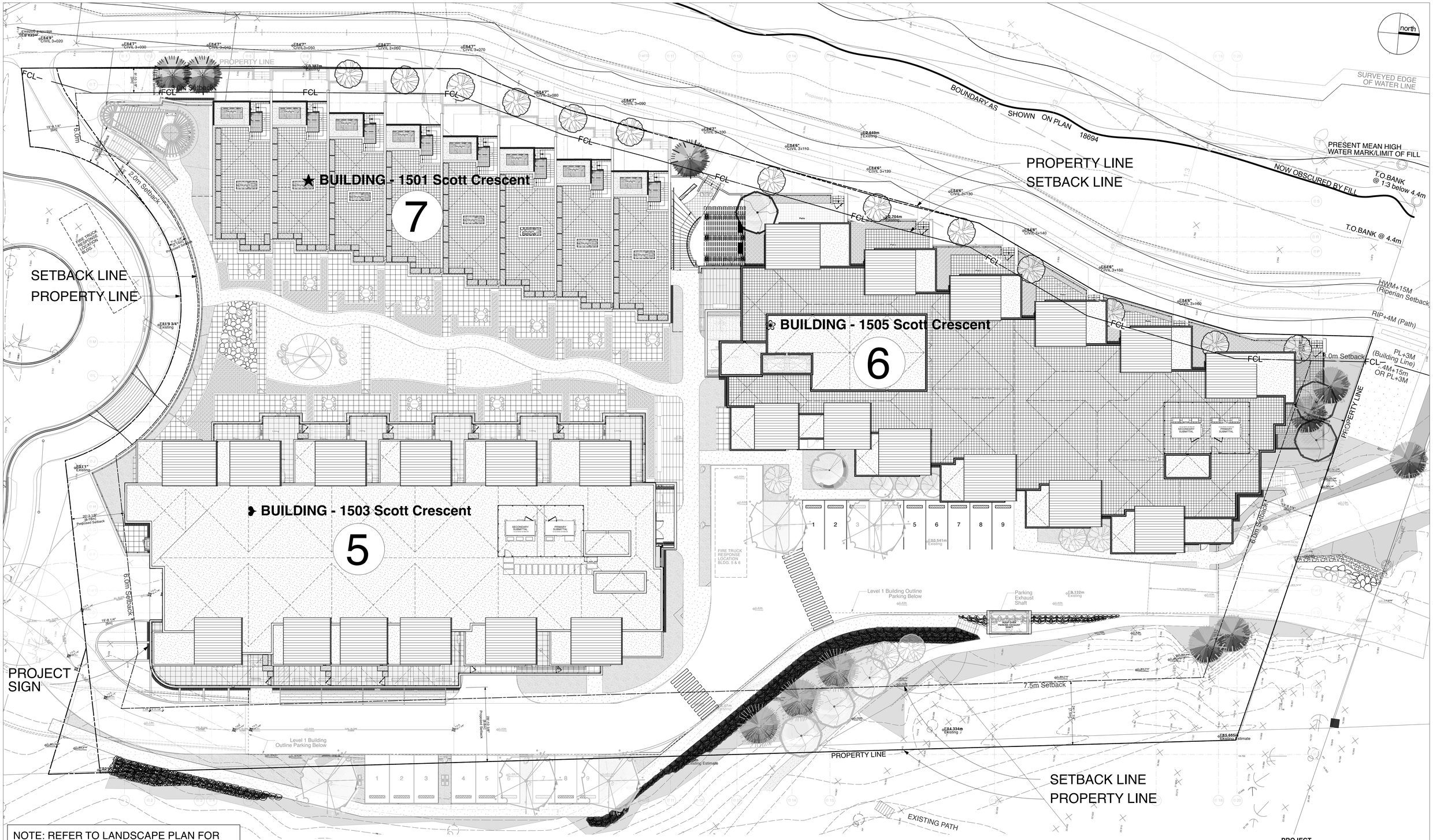

NOTE: REFER TO LANDSCAPE PLAN FOR RETAINED EXISTING TREES

Site Statistics:

	Proposed	Allowable CD-77
1. Lot Area:	106,381 sq.ft.	
2. Building Footprint: (Diagram on page A-1.1)	43,804 sq.ft.	41,18 sq.ft.
3. Lot Coverage:	41.18 %	40%
4. Building Height:	26.89 m	26m (Geodetic Elevation)

CORNERSTONE architecture

307 - 611 Alexander Street
Vancouver, British Columbia,
Canada V6A 1E1

www.cornerarch.com
tel. 604-253-8800

IMPORTANT: Copyright reserved. This design and drawing is the exclusive property of Cornerstone Architecture and cannot be used for any purpose without the written consent of the Architect. This drawing is not to be used for construction until issued for that purpose by the Architect.

Prior to commencement of the Work, it is the Contractor's responsibility to review and verify drawing dimensions, datums and levels. Discrepancies between information on this drawing and actual site conditions and / or the remaining Contract Documents shall be brought to the attention of the Architect for clarification prior to proceeding with the Work. DO NOT SCALE THE DRAWINGS.

Num.	YY MM DD	▲REVISION
1	2024-03-7	Issued for DP Application

Num.	YY MM DD	▲ISSUE

Unless signed & sealed, these drawings are not to be used for approval by an authority or for reliance by a client or third party, including the general public.

BUILDING CODE	BCBC 2018
ZONING	Rezoning
DEVELOPMENT PERMIT #	
BUILDING PERMIT #	
SCALE	1/16" = 1'-0"
PLOT DATE	Sep 19, 2024

PROJECT
Redbridge North Site

Squamish,
British Columbia

DRAWING
Site Plan 1/16 Scale

PROJECT NO. 1915

DRAWING NO. A1.0

/Users/enigeczi/Library/CloudStorage/Dropbox/Cornerstone Dropbox Folders/Dropbox - Current Projects/1915 REDBRIDGE (NORTH)/1915 REDBRIDGE (N) CURRENT DRAWINGS VW2023/ARCHITECTURAL/1915 REDBRIDGE_7N & All_Aug21_2024.vwx

US Arch D

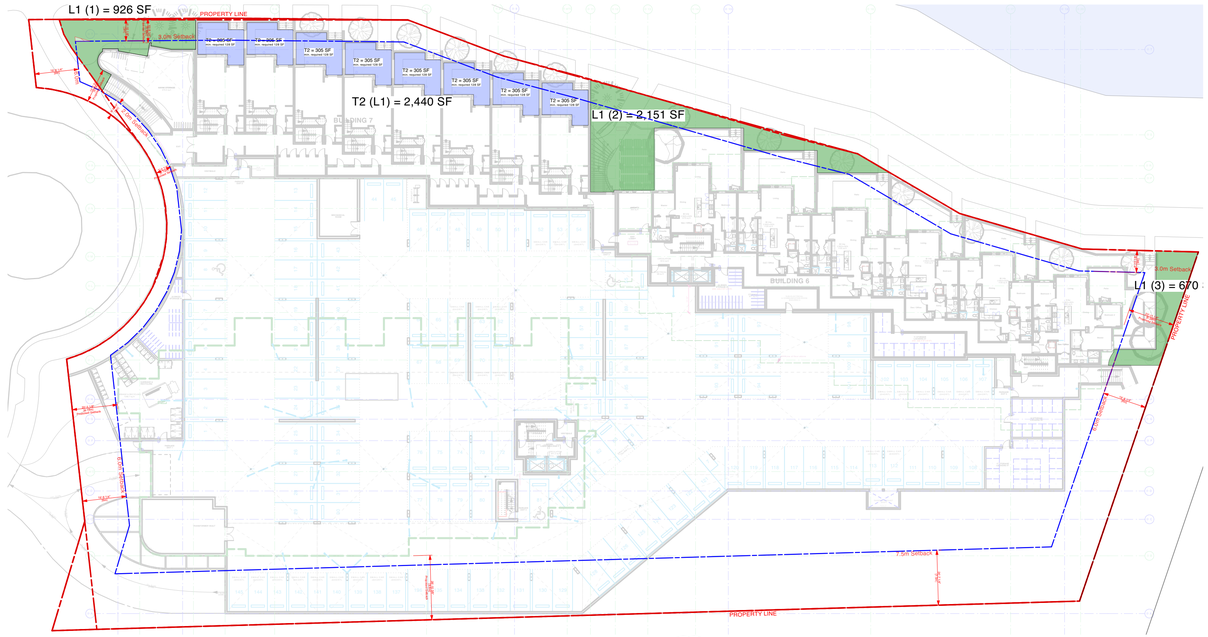

1 / A1.1 Open Space Diagram - Level 1
Scale: 1/32" = 1'-0"

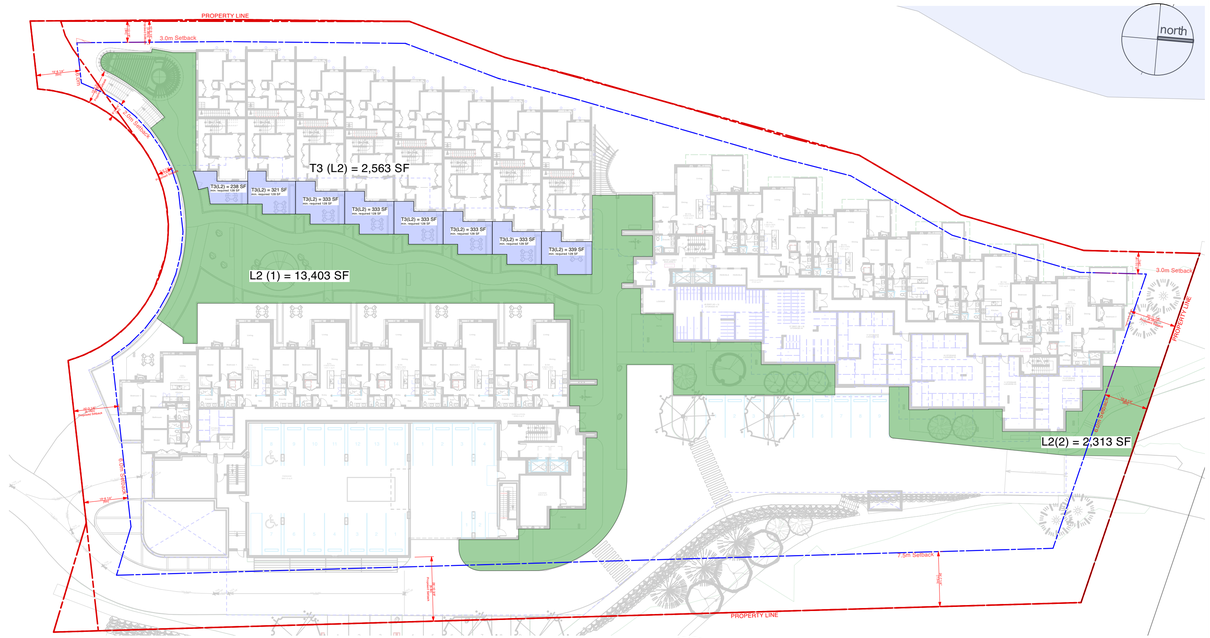

2 / A1.1 Open Space Diagram - Level 2
Scale: 1/32" = 1'-0"

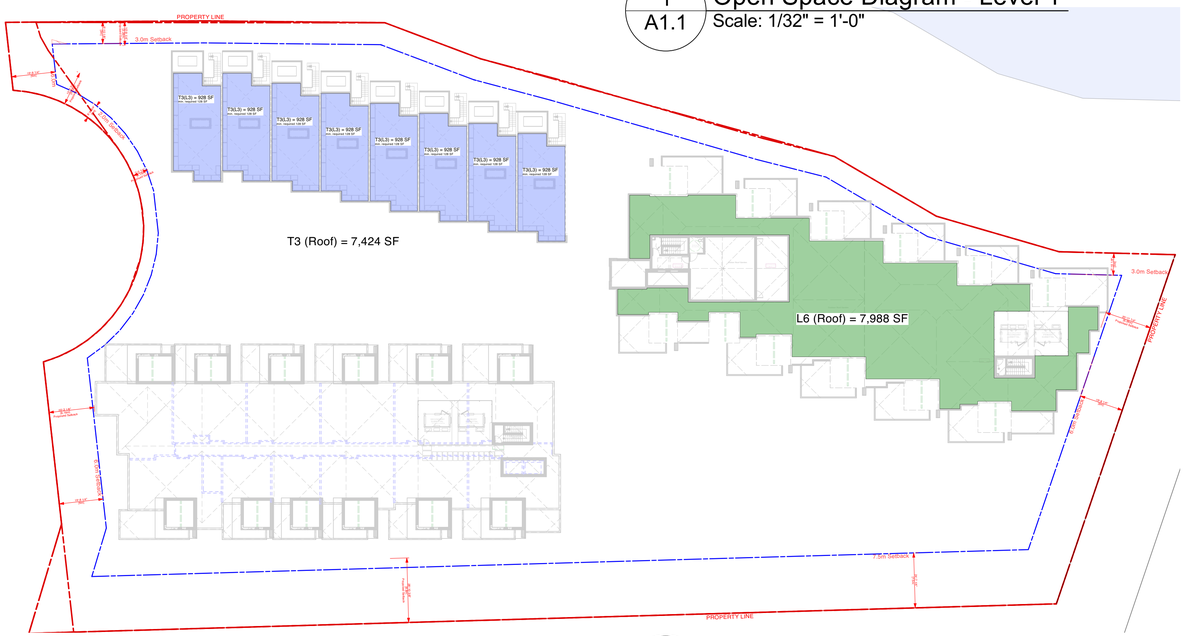

3 / A1.1 Open Space Diagram - Roof Level
Scale: 1/32" = 1'-0"

Common Open Space Statistics:

	Proposed	Required - CD-77
Lot Area:	106,381 sq.ft.	30.00% - 31,915 sq.ft.
Area Open Space Level 1:	3,654 sq.ft.	
Area Open Space Level 2:	15,716 sq.ft.	
Area Open Space Roof Level:	7,988 sq.ft.	
Total Area Open Space:	25.71% - 27,358 sq.ft.	

Townhouse Open Space Statistics:

	Proposed	Required - CD-77
Total Gross Floor Area:	26,390 sq.ft.	10.00% - 2,639 sq.ft.
Area Open Space T2 Units Level 1:	2,440 sq.ft.	
Area Open Space T3 Units Level 2:	2,563 sq.ft.	
Area Open Space T3 Units Roof Top:	7,424 sq.ft.	
Total Area Open Space:	37.84% - 9,987 sq.ft.	

CORNERSTONE architecture
307 - 611 Alexander Street
Vancouver, British Columbia,
Canada V6A 1E1
www.cornerarch.com
tel. 604-253-8800

IMPORTANT: Copyright reserved. This design and drawing is the exclusive property of Cornerstone Architecture and cannot be used for any purpose without the written consent of the Architect. This drawing is not to be used for construction until issued for that purpose by the Architect.

Prior to commencement of the Work, it is the Contractor's responsibility to review and verify drawing dimensions, datums and levels. Discrepancies between information on this drawing and actual site conditions and / or the remaining Contract Documents shall be brought to the attention of the Architect for clarification prior to proceeding with the Work. DO NOT SCALE THE DRAWINGS.

Num.	YY MM DD	▲REVISION

Num.	YY MM DD	▲ISSUE
2	2024-09-19	Re-issued for DP Issuance
1	2024-03-7	Issued for DP Application

Unless signed & sealed, these drawings are not to be used for approval by an authority or for reliance by a client or third party, including the general public.

BUILDING CODE	BCBC 2018
ZONING	Rezoning
DEVELOPMENT PERMIT #	
BUILDING PERMIT #	
SCALE	1/32" = 1'-0"
PLOT DATE	Sep 19, 2024

REDBRIDGE SQUAMISH

PROJECT
Redbridge North Site
Squamish,
British Columbia

DRAWING
Open Space Area 1/32" Scale

PROJECT NO. 1915

DRAWING NO. A1.1

US Arch D

/Users/enigeczi/Library/CloudStorage/Dropbox/Cornerstone Dropbox Folders/Dropbox - Current Projects/1915 REDBRIDGE (NORTH)/1915 REDBRIDGE (N) CURRENT DRAWINGS VW2023/ARCHITECTURAL/1915 REDBRIDGE_7N & All_Aug21_2024.vwx

north

REFERENCE PLAN OF:
(1) BLOCK 1, PLAN 18694;
(2) BLOCK 2, PLAN 18694;
(3) LOT G (EXPLANATORY PLAN 3146), EXCEPT PART IN PLAN 18694;
ALL OF DISTRICT LOT 833, GROUP 1, NEW WESTMINSTER DISTRICT.

BCGS: 92G065

Pursuant to section 100(1)(b) of the Land Title Act.

5 4 3 2 1 0 5 10 15

The intended plot size is 560mm in width by 432mm in height (D size) when plotted at a scale of 1:300.

This plan shows horizontal ground distances unless otherwise specified. To compute grid distances, multiply ground distances by the average combined factor. Bearings are astronomic. Astronomic bearings have been determined based on an independent direction of 14.8m.

LEGEND

Found / Placed

- ● Standard Concrete Post
- ● Standard Iron Post
- ▲ Traverse Hub

U Denotes Post of Unknown Origin Found
Ex Denotes Explanatory

DL 6967
MAMQUAM BLIND CHANNEL

DL 6234
MAMQUAM BLIND CHANNEL

DL 833

STATION 5310

(BEARING DERIVATION) 91°42'00" 178.741

PRESENT MEAN HIGH WATER MARK/LIMIT OF FILL

NOW OBSCURED BY FILL

BOUNDARY AS SHOWN ON PLAN 18694

179°36'54" 48.206 IP to IP

2°09'51" 68.007 IP to IP

51.461 IP to IP 5°41'27"

5°20'50" 13.140

STATION 5316

3.566 177°57'06"

LOT B PLAN 22291

THAT PART OF PARCEL A (EXPLANATORY PLAN 10093) SHOWN OUTLINED HEAVY BLACK ON REFERENCE PLAN 19776

65.186 100°29'17"

SRW PLAN EPP42257

PARCEL A (REFERENCE PLAN 10093) OF PARCEL A (REFERENCE PLAN 10093) EXCEPT PART IN PLAN BCP9186

BLOCK M (EXPLANATORY PLAN 3507)

LOT A
AREA= 1.29 ha

BLOCK 2
PLAN 18694

BLOCK 1
PLAN 18694

BLOCK H (EXPLANATORY PLAN 3507)

ROAD PLAN 18694

ROAD PLAN 18694

SCOTT CRESCENT (SEE GAZETTE NOTICE OF 35018)

SCOTT CRESCENT (SEE GAZETTE NOTICE OF 35018)

LOT 1 PLAN EPP98802

THAT PART OF DL 833 SHOWN OUTLINED HEAVY BLACK ON REFERENCE PLAN 3003

Rem LOT G (EX PLAN 3146)

Rem BLOCK N (EXPLANATORY PLAN 3507)

EXPLANATORY PLAN 8161

R/W IN REFERENCE PLAN 3003

R/W REFERENCE PLAN 11859

BLOCK M (EXPLANATORY PLAN 3507)

Station 5316
UTM Zone 10 Northing 5559644.842
UTM Zone 10 Easting 479337.917
Estimated absolute accuracy ± 0.08 metres.
Combined scale factor = 0.9996535

Station 5310
UTM Zone 10 Northing 5559302.410
UTM Zone 10 Easting 479337.917
Estimated absolute accuracy ± 0.08 metres.
Combined scale factor = 0.9996535

PLAN EPP98801

This plan lies within the Squamish - Lillooet Regional District.

The field survey represented by this plan was completed on the 12th day of December, 2019

Martin A Jones, BCLS #782.

Coordinates shown are for mapping purposes only and may not be used to define property corners or boundaries.

The UTM coordinates and estimated absolute accuracy achieved are derived from Plan EPP42257.

Grid bearings are derived from Plan EPP42257 and are referred to the central meridian of UTM Zone 10 (123° west).

Map projection - Universal Transverse Mercator (UTM), Zone 10.

Datum - NAD83(CSRS) 2002.0

BUNBURY & ASSOCIATES
BRITISH COLUMBIA LAND SURVEYORS
SQUAMISH 604-892-3090 WHISTLER 604-932-3770
FILE NO. 20114-178-EPP98801
FB 2134, Pg 116-129
FB 2137, Pg 22-24,42-43
FB 2211

CORNERSTONE architecture
307 - 611 Alexander Street
Vancouver, British Columbia,
Canada V6A 1E1
www.cornerarch.com
tel. 604-253-8800

IMPORTANT: Copyright reserved. This design and drawing is the exclusive property of Cornerstone Architecture and cannot be used for any purpose without the written consent of the Architect. This drawing is not to be used for construction until issued for that purpose by the Architect.

Prior to commencement of the Work, it is the Contractor's responsibility to review and verify drawing dimensions, datums and levels. Discrepancies between information on this drawing and actual site conditions and / or the remaining Contract Documents shall be brought to the attention of the Architect for clarification prior to proceeding with the Work. DO NOT SCALE THE DRAWINGS.

Num.	YY MM DD	▲REVISION

Num.	YY MM DD	▲ISSUE
1	2024-03-7	Issued for DP Application

Unless signed & sealed, these drawings are not to be used for approval by an authority or for reliance by a client or third party, including the general public.

BUILDING CODE	BCBC 2018
ZONING	Rezoning
DEVELOPMENT PERMIT #	
BUILDING PERMIT #	
SCALE	1/32" = 1'-0"
PLOT DATE	Mar 5, 2024

REDBRIDGE SQUAMISH

PROJECT
Redbridge Development
Squamish, British Columbia

DRAWING
Survey - 1/32" Scale

PROJECT NO. 1915

DRAWING NO. **A1.2**

US Arch D

/Users/eniggeczi/Library/CloudStorage/Dropbox/Cornerstone Dropbox Folders/Dropbox - Current Projects/1915 REDBRIDGE (NORTH)/1915 REDBRIDGE (N) CURRENT DRAWINGS VW2023/1915 REDBRIDGE_7N & All_Feb14_2024.vwx



LEGEND - WASTE MANAGEMENT

- TRUCK
- TRUCK REAR/SIDE LOADER BUFFER
- TRUCK ACCESS
- TRUCK PATH

BIN TYPES

- CARBOARD - 3 yd³
- GARBAGE - 8 yd³
- PAPER/MIXED CONTAINERS/GLASS RECYCLE - 360 L
- FOOD SCRAPS - 240 L
- COMPACTOR - 6.8 yd³

Mult-Family Waste Room Information Table

Size / Space Proposed				1,366.61sq.ft (127sq.m)
Location				Ground Level - at grade
Access Information				Open to residential 24/7
Number of Units				118
Bin Type	Number of Bins	Footprint of 1 Bin (sq.m)	Collection Service	Waste Services Provider
360 L	5	0.56	city	mixed containers
360 L	12	0.56	city	mixed paper (without carboard)
240 L	5	0.43	city	food scrap
240 L	2	0.43	city	glass
3 yd³	1	1.95	city	carboard
8 yd³	3	2.79	city	garbage moderate recycle
8 yd³	1	2.79	city	garbage extensive recycle
6.8 yd³	1	22	city	carboard compactor
Space allocated for storage facility = number of containers x footptrint of each containers x manoeuver factor of 2.25				
Space allocated for storage facility needed				107.19 sq.m.

CORNERSTONE architecture
307 - 611 Alexander Street
Vancouver, British Columbia,
Canada V6A 1E1
www.cornerarch.com
tel. 604-253-8800

IMPORTANT: Copyright reserved. This design and drawing is the exclusive property of Cornerstone Architecture and cannot be used for any purpose without the written consent of the Architect. This drawing is not to be used for construction until issued for that purpose by the Architect.

Prior to commencement of the Work, it is the Contractor's responsibility to review and verify drawing dimensions, datums and levels. Discrepancies between information on this drawing and actual site conditions and / or the remaining Contract Documents shall be brought to the attention of the Architect for clarification prior to proceeding with the Work. DO NOT SCALE THE DRAWINGS.

Num.	YY MM DD	▲REVISION
1	2024-03-7	Issued for DP Application

Num.	YY MM DD	▲ISSUE

Unless signed & sealed, these drawings are not to be used for approval by an authority or for reliance by a client or third party, including the general public.

BUILDING CODE	BCBC 2018
ZONING	Rezoning
DEVELOPMENT PERMIT #	
BUILDING PERMIT #	
SCALE	1/16" = 1'-0"
PLOT DATE	Mar 5, 2024

REDBRIDGE SQUAMISH

PROJECT
Redbridge Development
Squamish, British Columbia

DRAWING
Solid Waste Managment Plan - 1/16" Scale

PROJECT NO. 1915

DRAWING NO. **A1.3**

US Arch D

/Users/enigeczi/Library/CloudStorage/Dropbox/Cornerstone Dropbox Folders/Dropbox - Current Projects/1915 REDBRIDGE (NORTH)/1915 REDBRIDGE (N) CURRENT DRAWINGS VW2023/1915 REDBRIDGE_7N & All_Feb14_2024.vwx

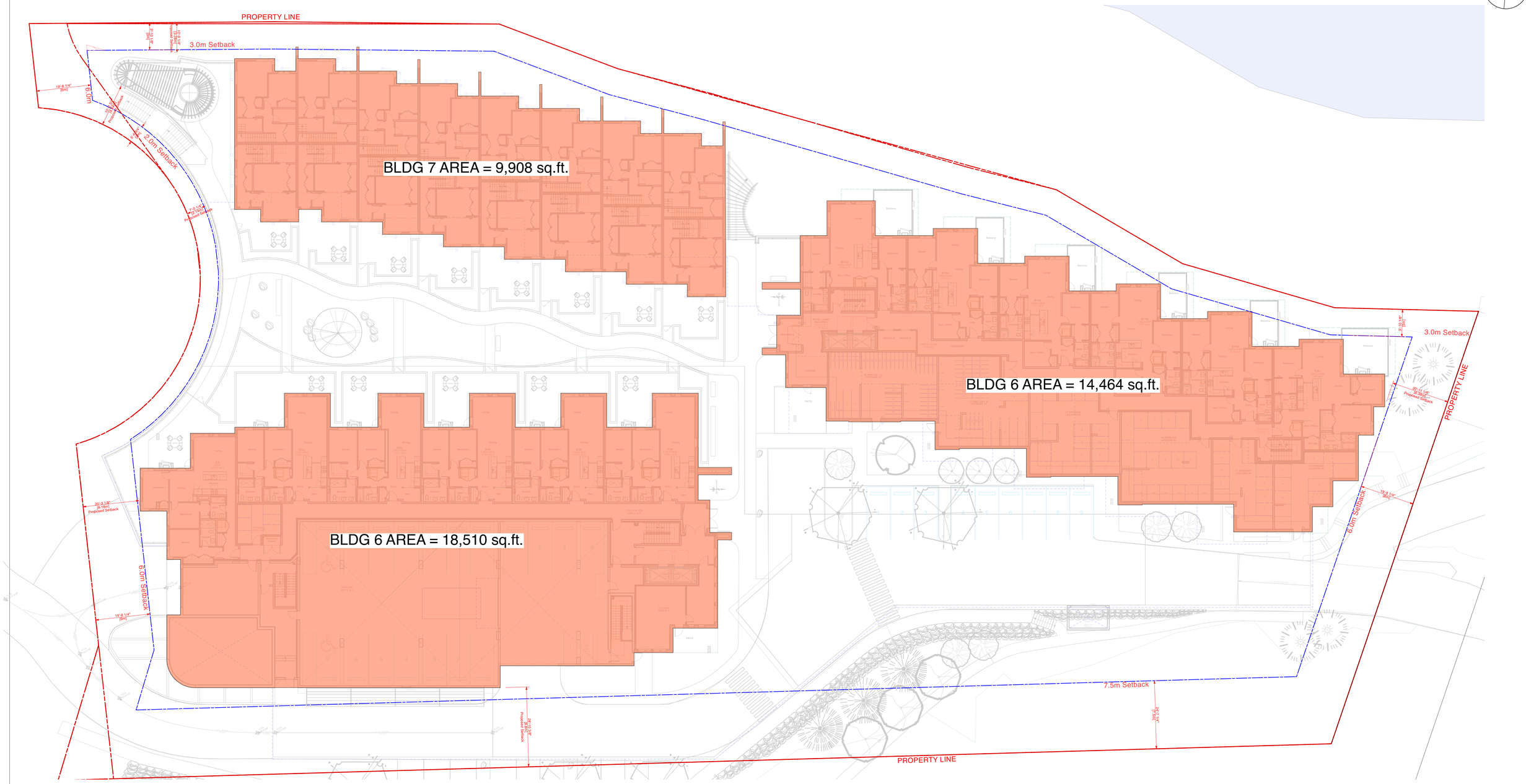

6 / A1.4 Site Coverage Diagram
Scale: 1/16" = 1'-0"

Site Coverage:

	Proposed	Max. Allowed
Lot Area:	106,381 sq.ft.	40.00% - 42,552 sq.ft.
Building 5:	18,510 sq.ft.	
Building 6:	14,464 sq.ft.	
Building 7:	9,908 sq.ft.	
Area Coverage:	42,882 sq.ft.	
(0.133 m exterior solid wall system)	- 3,449 sq.ft.	
	= 39,433 sq.ft.	37.07%

CORNERSTONE architecture
307 - 611 Alexander Street
Vancouver, British Columbia,
Canada V6A 1E1
www.cornerarch.com
tel. 604-253-8800

IMPORTANT: Copyright reserved. This design and drawing is the exclusive property of Cornerstone Architecture and cannot be used for any purpose without the written consent of the Architect. This drawing is not to be used for construction until issued for that purpose by the Architect.

Prior to commencement of the Work, it is the Contractor's responsibility to review and verify drawing dimensions, datums and levels. Discrepancies between information on this drawing and actual site conditions and / or the remaining Contract Documents shall be brought to the attention of the Architect for clarification prior to proceeding with the Work. DO NOT SCALE THE DRAWINGS.

Num.	YY MM DD	▲REVISION
2	2024-09-19	Re-issued for DP Issuance
1	2024-03-7	Issued for DP Application

Num.	YY MM DD	▲ISSUE

Unless signed & sealed, these drawings are not to be used for approval by an authority or for reliance by a client or third party, including the general public.

BUILDING CODE	BCBC 2018
ZONING	Rezoning
DEVELOPMENT PERMIT #	
BUILDING PERMIT #	
SCALE	1/32" = 1'-0"
PLOT DATE	Sep 19, 2024

REDBRIDGE SQUAMISH

PROJECT
Redbridge North Site
Squamish,
British Columbia

DRAWING
Site Coverage Area - 1/16" Scale

PROJECT NO. 1915

DRAWING NO. A1.4

/Users/enigeczi/Library/CloudStorage/Dropbox/Cornerstone Dropbox Folders/Dropbox - Current Projects/1915 REDBRIDGE (NORTH)/1915 REDBRIDGE (N) CURRENT DRAWINGS VW2023/ARCHITECTURAL/1915 REDBRIDGE_7N & All_Aug21_2024.vwx

US Arch D

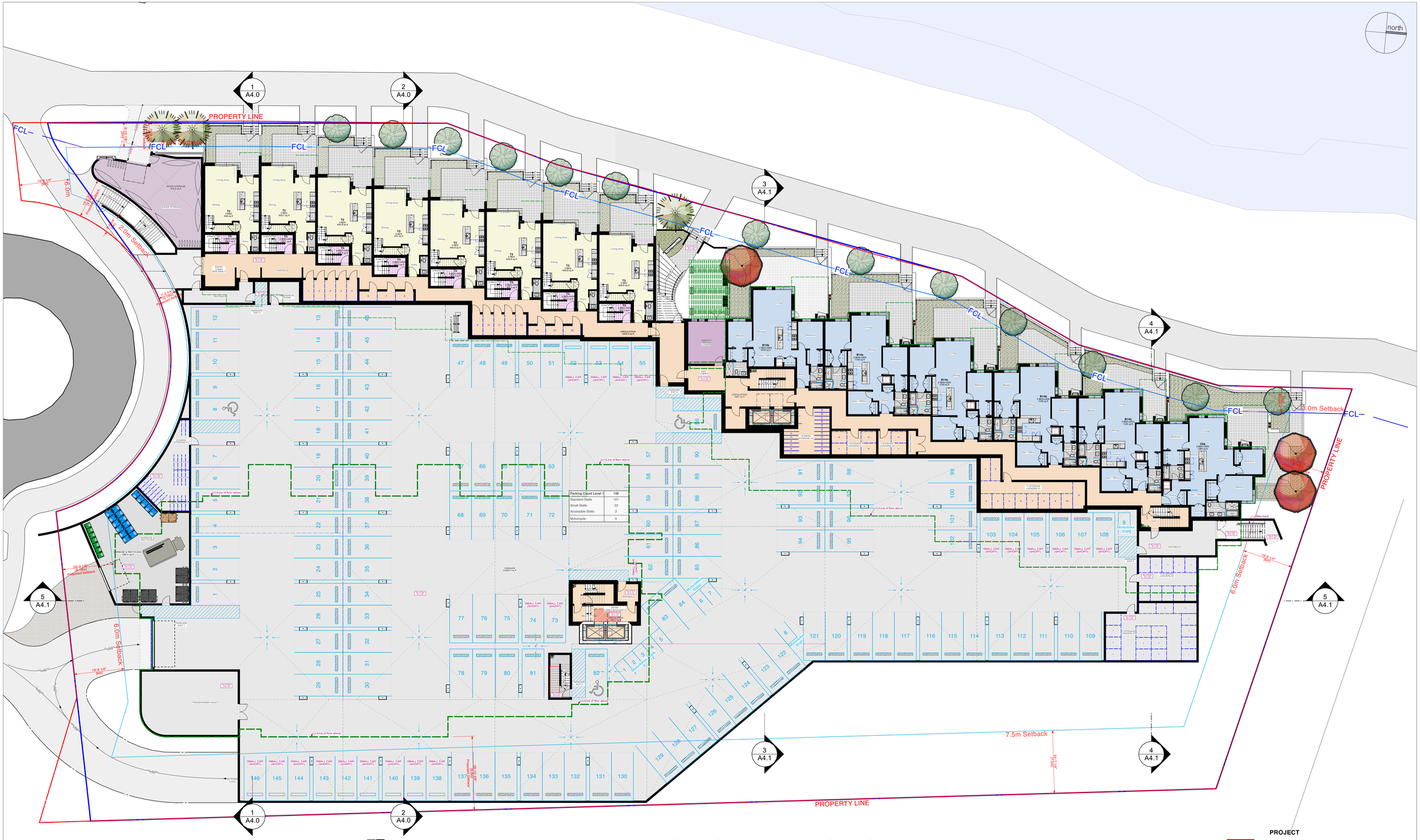

Parking Count Level 1	146
Standard Stalls	121
Small Stalls	22
Accessible Stalls	3
Motorcycle	9

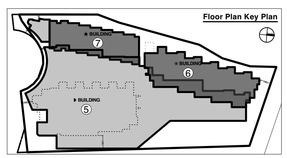

CORNERSTONE architecture

307 - 611 Alexander Street
Vancouver, British Columbia,
Canada V6A 1E1

www.cornerarch.com
tel. 604-253-8800

IMPORTANT: Copyright reserved. This design and drawing is the exclusive property of Cornerstone Architecture and cannot be used for any purpose without the written consent of the Architect. This drawing is not to be used for construction until issued for that purpose by the Architect.

Prior to commencement of the Work, it is the Contractor's responsibility to review and verify drawing dimensions, datums and levels. Discrepancies between information on this drawing and actual site conditions and / or the remaining Contract Documents shall be brought to the attention of the Architect for clarification prior to proceeding with the Work. DO NOT SCALE THE DRAWINGS.

Num.	YY MM DD	▲REVISION

Num.	YY MM DD	▲ISSUE
1	2024-03-7	Issued for DP Application

Unless signed & sealed, these drawings are not to be used for approval by an authority or for reliance by a client or third party, including the general public.

BUILDING CODE	BCBC 2018
ZONING	Rezoning
DEVELOPMENT PERMIT #	
BUILDING PERMIT #	
SCALE	1/16" = 1'-0"
PLOT DATE	Mar 5, 2024

REDBRIDGE SQUAMISH

PROJECT
Redbridge Development
Squamish, British Columbia

DRAWING
Plan: Level 1 - 1/16" Scale

PROJECT NO. 1915

DRAWING NO. **A2.0**

/Users/enigeczi/Library/CloudStorage/Dropbox/Cornerstone Dropbox Folders/Dropbox - Current Projects/1915 REDBRIDGE (NORTH)/1915 REDBRIDGE (N) CURRENT DRAWINGS VW2023/1915 REDBRIDGE_7N & All_Feb14_2024.vwx

US Arch D



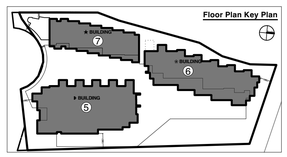

CORNERSTONE architecture

307 - 611 Alexander Street
Vancouver, British Columbia,
Canada V6A 1E1

www.cornerarch.com
tel. 604-253-8800

IMPORTANT: Copyright reserved. This design and drawing is the exclusive property of Cornerstone Architecture and cannot be used for any purpose without the written consent of the Architect. This drawing is not to be used for construction until issued for that purpose by the Architect.

Prior to commencement of the Work, it is the Contractor's responsibility to review and verify drawing dimensions, datums and levels. Discrepancies between information on this drawing and actual site conditions and / or the remaining Contract Documents shall be brought to the attention of the Architect for clarification prior to proceeding with the Work. DO NOT SCALE THE DRAWINGS.

Num.	YY MM DD	▲REVISION
1	2024-03-7	Issued for DP Application

Num.	YY MM DD	▲ISSUE

Unless signed & sealed, these drawings are not to be used for approval by an authority or for reliance by a client or third party, including the general public.

BUILDING CODE	BCBC 2018
ZONING	Rezoning
DEVELOPMENT PERMIT #	
BUILDING PERMIT #	
SCALE	1/16" = 1'-0"
PLOT DATE	Mar 5, 2024

REDBRIDGE SQUAMISH

PROJECT
Redbridge Development
Squamish, British Columbia

DRAWING
Plan: Level 2 - 1/16" Scale

PROJECT NO. 1915

DRAWING NO. A2.1

/Users/enigeczi/Library/CloudStorage/Dropbox/Cornerstone Dropbox Folders/Dropbox - Current Projects/1915 REDBRIDGE (NORTH)/1915 REDBRIDGE (N) CURRENT DRAWINGS VW2023/1915 REDBRIDGE_7N & All_Feb14_2024.vwx

US Arch D

north

PROPERTY LINE

FCL

3.0m Setback

2.0m Setback

6.0m Setback

7.5m Setback

1
A4.0

2
A4.0

3
A4.1

4
A4.1

5
A4.1

Floor Plan Key Plan

BUILDING 7

BUILDING 6

BUILDING 5

CORNERSTONE architecture

307 - 611 Alexander Street
Vancouver, British Columbia,
Canada V6A 1E1

www.cornerarch.com
tel. 604-253-8800

IMPORTANT: Copyright reserved. This design and drawing is the exclusive property of Cornerstone Architecture and cannot be used for any purpose without the written consent of the Architect. This drawing is not to be used for construction until issued for that purpose by the Architect.

Prior to commencement of the Work, it is the Contractor's responsibility to review and verify drawing dimensions, datums and levels. Discrepancies between information on this drawing and actual site conditions and / or the remaining Contract Documents shall be brought to the attention of the Architect for clarification prior to proceeding with the Work. DO NOT SCALE THE DRAWINGS.

Num.	YY MM DD	▲REVISION

Num.	YY MM DD	▲ISSUE
1	2024-03-7	Issued for DP Application

Unless signed & sealed, these drawings are not to be used for approval by an authority or for reliance by a client or third party, including the general public.

BUILDING CODE	BCBC 2018
ZONING	Rezoning
DEVELOPMENT PERMIT #	
BUILDING PERMIT #	
SCALE	1/16" = 1'-0"
PLOT DATE	Mar 5, 2024

REDBRIDGE SQUAMISH

PROJECT

Redbridge Development

Squamish, British Columbia

DRAWING

Plan: Level 3 - 1/16" Scale

PROJECT NO. 1915

DRAWING NO. A2.2

US Arch D

/Users/enigeczi/Library/CloudStorage/Dropbox/Cornerstone Dropbox Folders/Dropbox - Current Projects/1915 REDBRIDGE (NORTH)/1915 REDBRIDGE (N) CURRENT DRAWINGS VW2023/1915 REDBRIDGE_7N & All_Feb14_2024.vwx

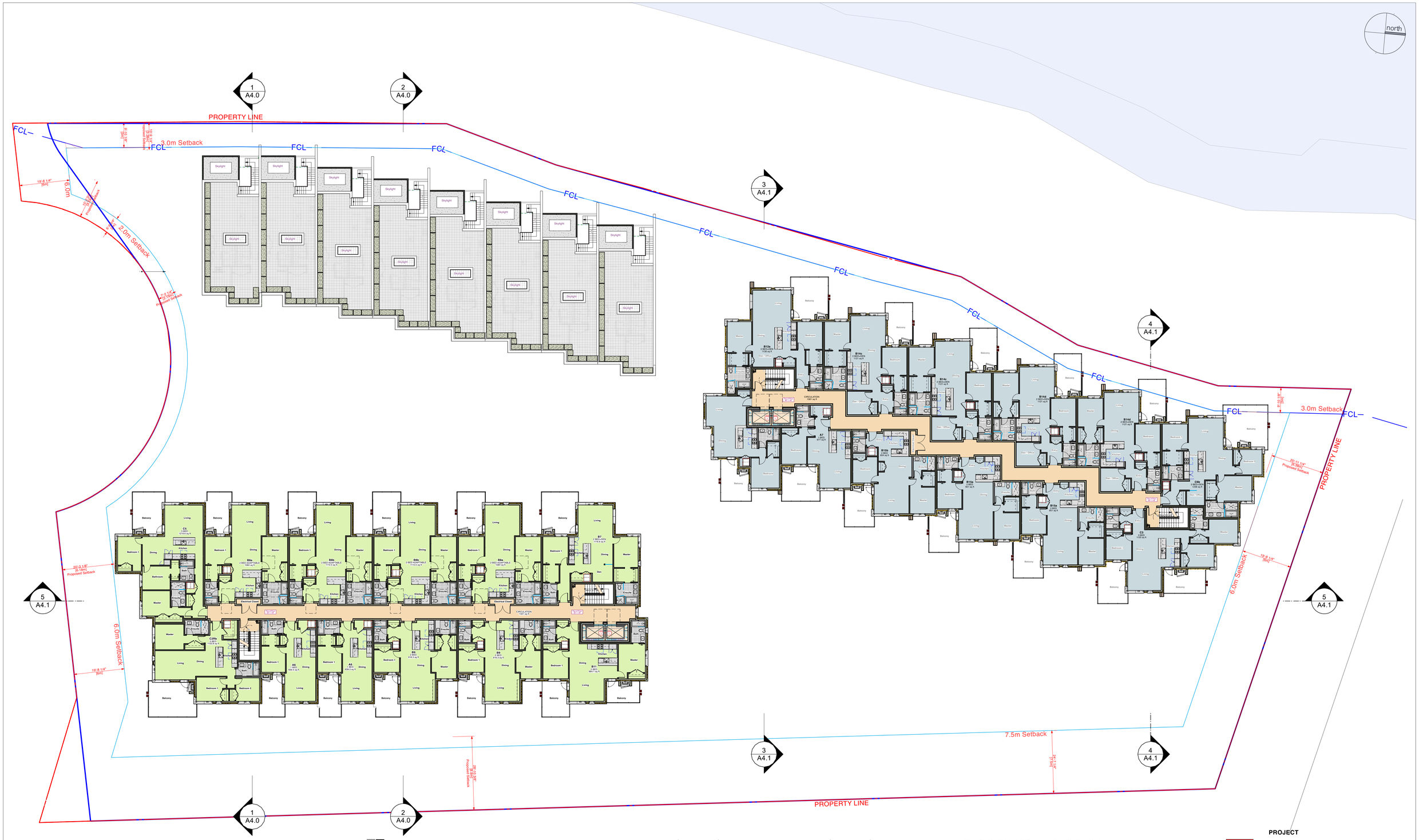

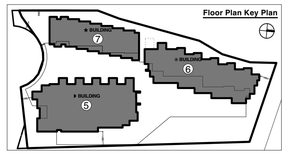

CORNERSTONE architecture

307 - 611 Alexander Street
Vancouver, British Columbia,
Canada V6A 1E1

www.cornerarch.com
tel. 604-253-8800

IMPORTANT: Copyright reserved. This design and drawing is the exclusive property of Cornerstone Architecture and cannot be used for any purpose without the written consent of the Architect. This drawing is not to be used for construction until issued for that purpose by the Architect.

Prior to commencement of the Work, it is the Contractor's responsibility to review and verify drawing dimensions, datums and levels. Discrepancies between information on this drawing and actual site conditions and / or the remaining Contract Documents shall be brought to the attention of the Architect for clarification prior to proceeding with the Work. DO NOT SCALE THE DRAWINGS.

Num.	YY MM DD	▲REVISION

Num.	YY MM DD	▲ISSUE
1	2024-03-7	Issued for DP Application

Unless signed & sealed, these drawings are not to be used for approval by an authority or for reliance by a client or third party, including the general public.

BUILDING CODE	BCBC 2018
ZONING	Rezoning
DEVELOPMENT PERMIT #	
BUILDING PERMIT #	
SCALE	1/16" = 1'-0"
PLOT DATE	Mar 5, 2024

REDBRIDGE SQUAMISH

PROJECT
Redbridge Development
Squamish, British Columbia

DRAWING
Plan: Level 4 - 1/16" Scale

PROJECT NO.
1915

DRAWING NO.
A2.3

US Arch D

/Users/enigeczi/Library/CloudStorage/Dropbox/Cornerstone Dropbox Folders/Dropbox - Current Projects/1915 REDBRIDGE (NORTH)/1915 REDBRIDGE (N) CURRENT DRAWINGS VW2023/1915 REDBRIDGE_7N & All_Feb14_2024.vwx

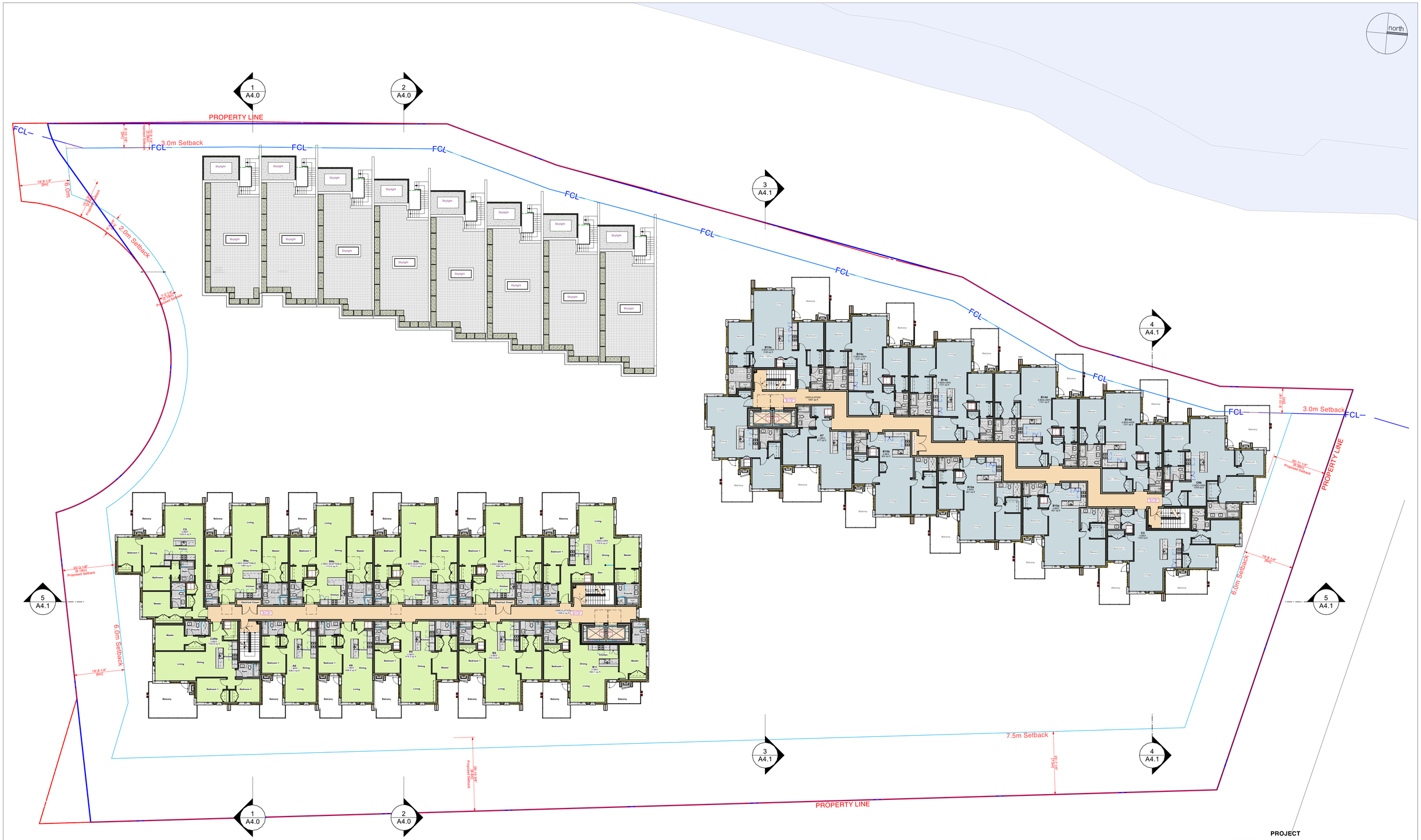

Floor Plan Key Plan

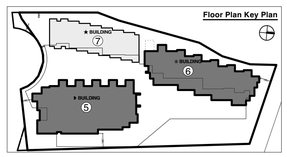

CORNERSTONE architecture

307 - 611 Alexander Street
Vancouver, British Columbia,
Canada V6A 1E1

www.cornerarch.com
tel. 604-253-8800

IMPORTANT: Copyright reserved. This design and drawing is the exclusive property of Cornerstone Architecture and cannot be used for any purpose without the written consent of the Architect. This drawing is not to be used for construction until issued for that purpose by the Architect.

Prior to commencement of the Work, it is the Contractor's responsibility to review and verify drawing dimensions, datums and levels. Discrepancies between information on this drawing and actual site conditions and / or the remaining Contract Documents shall be brought to the attention of the Architect for clarification prior to proceeding with the Work. DO NOT SCALE THE DRAWINGS.

Num.	YY MM DD	▲REVISION
1	2024-03-7	Issued for DP Application

Num.	YY MM DD	▲ISSUE

Unless signed & sealed, these drawings are not to be used for approval by an authority or for reliance by a client or third party, including the general public.

BUILDING CODE	BCBC 2018
ZONING	Rezoning
DEVELOPMENT PERMIT #	
BUILDING PERMIT #	
SCALE	1/16" = 1'-0"
PLOT DATE	Mar 5, 2024

REDBRIDGE SQUAMISH

PROJECT
Redbridge Development
Squamish, British Columbia

DRAWING
Plan: Level 5 - 1/16" Scale

PROJECT NO. 1915

DRAWING NO. **A2.4**

US Arch D

/Users/enigeczi/Library/CloudStorage/Dropbox/Cornerstone Dropbox Folders/Dropbox - Current Projects/1915 REDBRIDGE (NORTH)/1915 REDBRIDGE (N) CURRENT DRAWINGS VW2023/1915 REDBRIDGE_7N & All_Feb14_2024.vwx

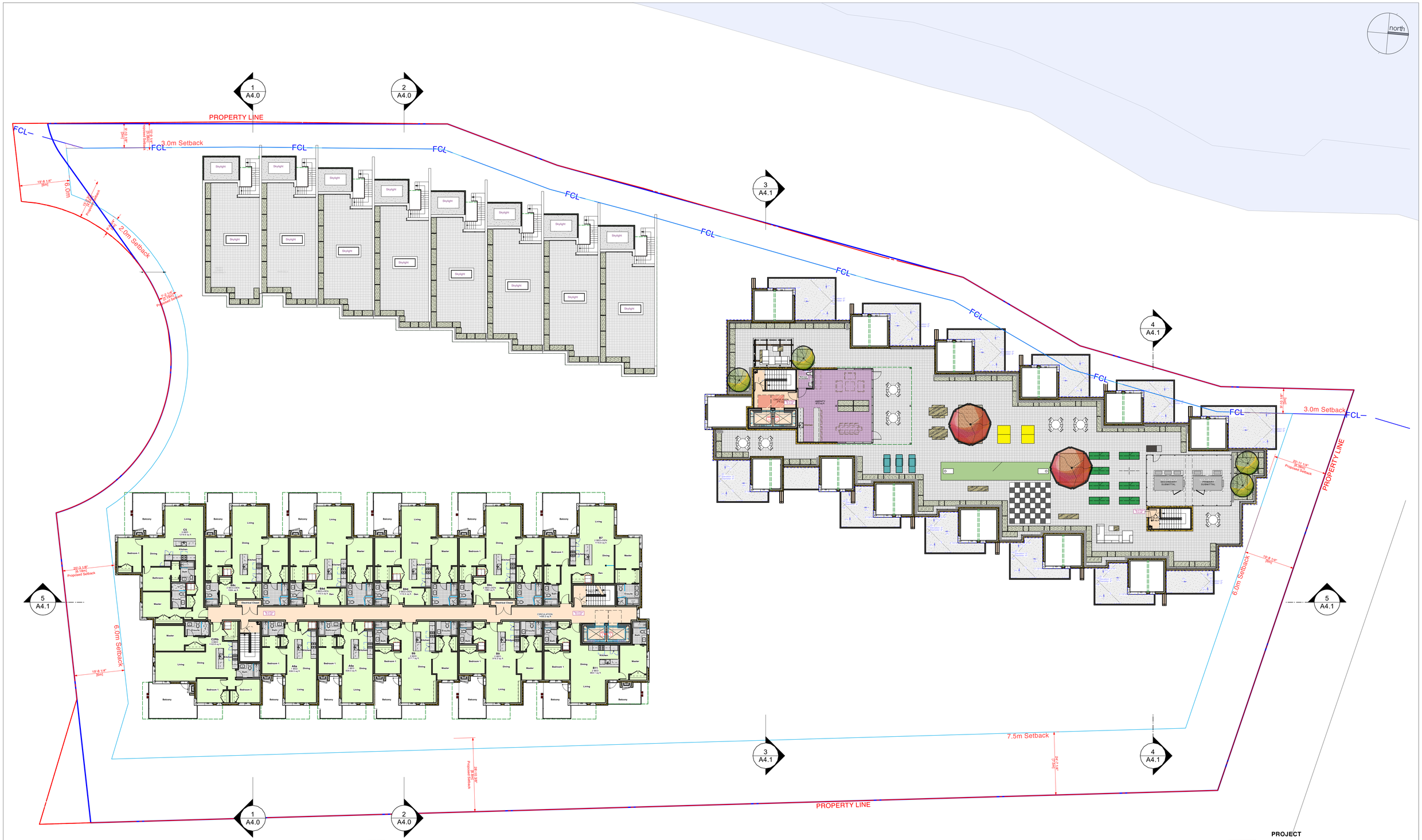

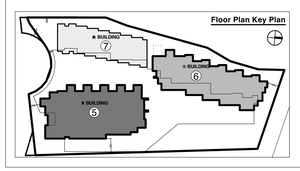

CORNERSTONE architecture

307 - 611 Alexander Street
Vancouver, British Columbia,
Canada V6A 1E1

www.cornerarch.com
tel. 604-253-8800

IMPORTANT: Copyright reserved. This design and drawing is the exclusive property of Cornerstone Architecture and cannot be used for any purpose without the written consent of the Architect. This drawing is not to be used for construction until issued for that purpose by the Architect.

Prior to commencement of the Work, it is the Contractor's responsibility to review and verify drawing dimensions, datums and levels. Discrepancies between information on this drawing and actual site conditions and / or the remaining Contract Documents shall be brought to the attention of the Architect for clarification prior to proceeding with the Work. DO NOT SCALE THE DRAWINGS.

Num.	YY MM DD	▲REVISION

Num.	YY MM DD	▲ISSUE
1	2024-03-7	Issued for DP Application

Unless signed & sealed, these drawings are not to be used for approval by an authority or for reliance by a client or third party, including the general public.

BUILDING CODE	BCBC 2018
ZONING	Rezoning
DEVELOPMENT PERMIT #	
BUILDING PERMIT #	
SCALE	1/16" = 1'-0"
PLOT DATE	Mar 5, 2024

REDBRIDGE SQUAMISH

PROJECT
Redbridge Development
Squamish, British Columbia

DRAWING
Plan: Level 6 - 1/16" Scale

PROJECT NO. 1915

DRAWING NO. A2.5

US Arch D

/Users/enigeczi/Library/CloudStorage/Dropbox/Cornerstone Dropbox Folders/Dropbox - Current Projects/1915 REDBRIDGE (NORTH)/1915 REDBRIDGE (N) CURRENT DRAWINGS.VW2023/1915 REDBRIDGE_7N & All_Feb14_2024.vwx

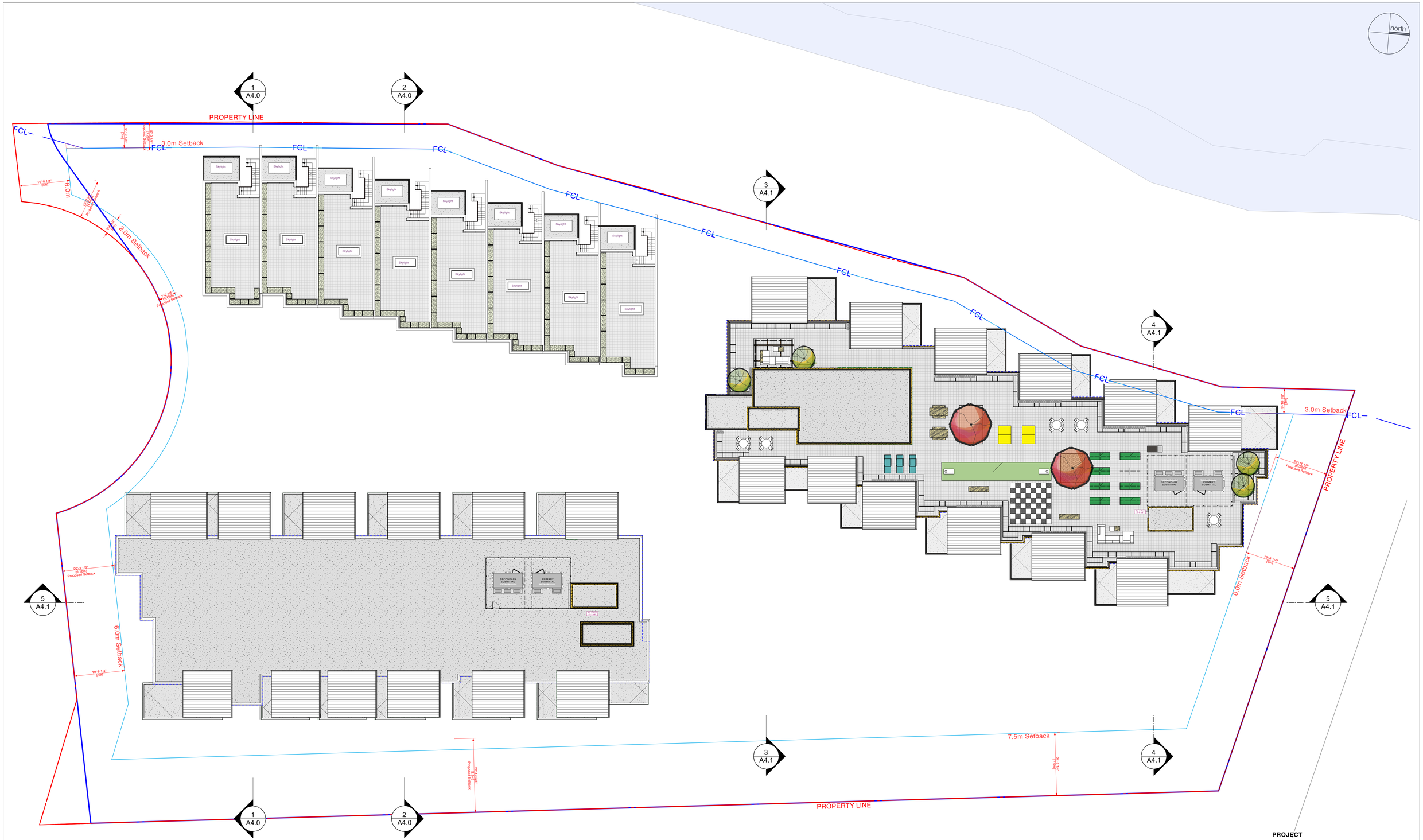

IMPORTANT: Copyright reserved. This design and drawing is the exclusive property of Cornerstone Architecture and cannot be used for any purpose without the written consent of the Architect. This drawing is not to be used for construction until issued for that purpose by the Architect.

Prior to commencement of the Work, it is the Contractor's responsibility to review and verify drawing dimensions, datums and levels. Discrepancies between information on this drawing and actual site conditions and / or the remaining Contract Documents shall be brought to the attention of the Architect for clarification prior to proceeding with the Work. DO NOT SCALE THE DRAWINGS.

CORNERSTONE architecture

307 - 611 Alexander Street
Vancouver, British Columbia,
Canada V6A 1E1

www.cornerarch.com
tel. 604-253-8800

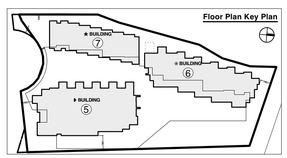

Num.	YY MM DD	▲REVISION
1	2024-03-7	Issued for DP Application

Num.	YY MM DD	▲ISSUE

Unless signed & sealed, these drawings are not to be used for approval by an authority or for reliance by a client or third party, including the general public.

BUILDING CODE	BCBC 2018
ZONING	Rezoning
DEVELOPMENT PERMIT #	
BUILDING PERMIT #	
SCALE	1/16" = 1'-0"
PLOT DATE	Mar 5, 2024

REDBRIDGE SQUAMISH

PROJECT
Redbridge Development
Squamish, British Columbia

DRAWING
Plan: Roof - 1/16" Scale

PROJECT NO. 1915

DRAWING NO. A2.6

US Arch D

/Users/enigeczi/Library/CloudStorage/Dropbox/Cornerstone Dropbox Folders/Dropbox - Current Projects/1915 REDBRIDGE (NORTH)/1915 REDBRIDGE (N) CURRENT DRAWINGS.VW2023/1915 REDBRIDGE_7N & All_Feb14_2024.vwx



1 / A3.0 **South Elevations Context**
Scale: 1/16" = 1'-0"

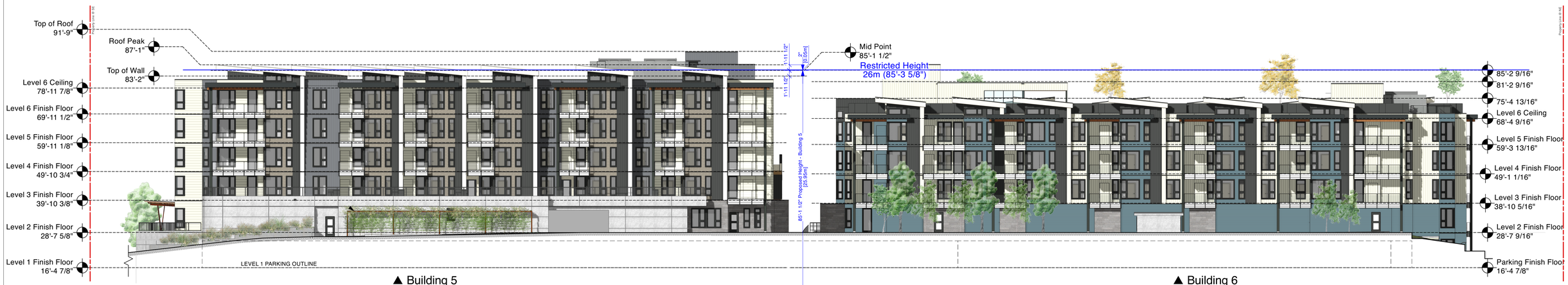

2 / A3.0 **East Elevations Context**
Scale: 1/16" = 1'-0"

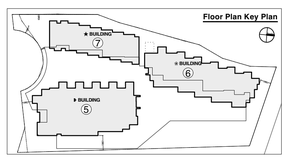

CORNERSTONE architecture
307 - 611 Alexander Street
Vancouver, British Columbia,
Canada V6A 1E1
www.cornerarch.com
tel. 604-253-8800

IMPORTANT: Copyright reserved. This design and drawing is the exclusive property of Cornerstone Architecture and cannot be used for any purpose without the written consent of the Architect. This drawing is not to be used for construction until issued for that purpose by the Architect.

Prior to commencement of the Work, it is the Contractor's responsibility to review and verify drawing dimensions, datums and levels. Discrepancies between information on this drawing and actual site conditions and / or the remaining Contract Documents shall be brought to the attention of the Architect for clarification prior to proceeding with the Work. DO NOT SCALE THE DRAWINGS.

Num.	YY MM DD	▲REVISION

Num.	YY MM DD	▲ISSUE
2	2024-09-19	Re-issued for DP Issuance
1	2024-03-7	Issued for DP Application

Unless signed & sealed, these drawings are not to be used for approval by an authority or for reliance by a client or third party, including the general public.

BUILDING CODE	BCBC 2018
ZONING	Rezoning
DEVELOPMENT PERMIT #	
BUILDING PERMIT #	
SCALE	1/16" = 1'-0"
PLOT DATE	Sep 19, 2024

/Users/enigeczi/Library/CloudStorage/Dropbox/Cornerstone Dropbox Folders/Dropbox - Current Projects/1915 REDBRIDGE (NORTH)/1915 REDBRIDGE (N) CURRENT DRAWINGS VW2023/ARCHITECTURAL/1915 REDBRIDGE_7N & All_Aug21_2024.vwx

REDBRIDGE COMMUNITY

PROJECT
Redbridge North Site
Squamish,
British Columbia

DRAWING
South & East Elevations Context - 1/16" Scale

PROJECT NO. 1915

DRAWING NO. A3.0

US Arch D



1 / A3.1 North Elevations Context
Scale: 1/16" = 1'-0"



2 / A3.1 West Elevations Context
Scale: 1/16" = 1'-0"

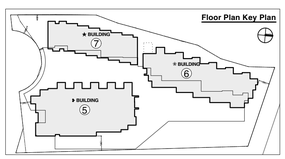

CORNERSTONE architecture
307 - 611 Alexander Street
Vancouver, British Columbia,
Canada V6A 1E1
www.cornerarch.com
tel. 604-253-8800

IMPORTANT: Copyright reserved. This design and drawing is the exclusive property of Cornerstone Architecture and cannot be used for any purpose without the written consent of the Architect. This drawing is not to be used for construction until issued for that purpose by the Architect.

Prior to commencement of the Work, it is the Contractor's responsibility to review and verify drawing dimensions, datums and levels. Discrepancies between information on this drawing and actual site conditions and / or the remaining Contract Documents shall be brought to the attention of the Architect for clarification prior to proceeding with the Work. DO NOT SCALE THE DRAWINGS.

Num.	YY MM DD	▲REVISION

Num.	YY MM DD	▲ISSUE
2	2024-09-19	Re-issued for DP Issuance
1	2024-03-7	Issued for DP Application

Unless signed & sealed, these drawings are not to be used for approval by an authority or for reliance by a client or third party, including the general public.

BUILDING CODE	BCBC 2018
ZONING	Rezoning
DEVELOPMENT PERMIT #	
BUILDING PERMIT #	
SCALE	1/16" = 1'-0"
PLOT DATE	Sep 19, 2024

REDBRIDGE SQUAMISH

PROJECT
Redbridge North Site
Squamish,
British Columbia

DRAWING
North & West Elevations Context - 1/16" Scale

PROJECT NO. 1915

DRAWING NO. A3.1

US Arch D

/Users/enigeczi/Library/CloudStorage/Dropbox/Cornerstone Dropbox Folders/Dropbox - Current Projects/1915 REDBRIDGE (NORTH)/1915 REDBRIDGE (N) CURRENT DRAWINGS VW2023/ARCHITECTURAL/1915 REDBRIDGE_7N & All_Aug21_2024.vwx

Standing Seam Sheet Metal Roof - Colour: Charcoal



Cementitios Board - Colour: Charcoal
Artisan Bevel Channel Plank - Horizontal Siding



Cementitios Board - Colour: Cobble Stone
Artisan Bevel Channel Plank - Horizontal Siding



Cementitios Board - Boothbay Blue
Artisan Bevel Channel Plank
Vertical Siding



Cementitios Board - Colour: Countrylane Red
Artisan Bevel Channel Plank
Horizontal Siding



Cementitios Board - Colour: Khaki Brown
Shingle Rough Siding



Cementitios Board - Colour: Arctic White
Shingle Rough Siding



Natural Stone Cladding



Architectural Concrete With Reveals
Colour: Clear Coat



Aluminium Soffits - Colour: Hemlock - Lux West Coast
Fascia Boards - Colour: Polar White & Charcoal



Aluminium Handrails / Guardrails / Flashing / Canopy
Planters - Colour: Charcoal



Glass Guardrails - Brushed



Vinyl Windows - Colour: Black



Aluminium Slats
Perforated Screen - 1/2" Round - The Western Group



Heavy Tymber / Trellis - Stained Hemlock



Redbridge North - Building 5, 6 and 7

FINISH SCHEDULE

No.	Material	Material	Colour
1.1	Roof parapet with prefinished metal counter and cap flashing	Metal	Charcoal
1.2	Standing Seam Sheet Metal Roof	Metal	Charcoal
1.3	Metal soffit with slot ventialtion	Aluminium	Hemlock
1.4	Prefinished metal metal fascia	Metal	a. Polar White, b. Charcoal
2.1	Fibre cement - Vertical Artisan bevel channel siding	Cementitious Board	Charcoal
2.2	Fibre cement - Vertical Artisan bevel channel siding	Cementitious Board	Cobble Stone
2.3	Fibre cement - Horizontal lap siding	Cementitious Board	Cobble Stone
2.4	Fibre cement - Horizontal lap siding	Cementitious Board	Countrylane Red
2.5	Fibre cement - Vertical Artisan bevel channel siding	Cementitious Board	Boothbay Blue
2.6	Fibre cement - Shingle Rough siding	Cementitious Board	Khaki Brown
2.7	Fibre cement - Shingle Rough siding	Cementitious Board	Arctic White
2.8	Natural Stone caldding	Natural Stone	
2.9	Through wall flashing	Metal	Charcoal Grey

Redbridge North - Building 5, 6 and 7

FINISH SCHEDULE

No.	Material	Material	Colour
3.1	Double-glazed vinyl windows, sliding-glazed doors & french doors residential	Vinyl	Black
3.2	Painted Steel entry door	Steel	Roycroft Copper Red (SW2839)
3.3	Painted Steel entry door	Steel	Charcoal Grey
3.4	Stanchion glass guardrail system c/w glass, cap & additional screen	-	Clear
3.5	Stanchion glass guardrail system at base	-	Brushed
3.6	Steel guardrail with vertical pickets	Aluminium	Iron Ore
3.7	Prefinished metal counter flashing (fascia) c/w metal soffit & slot ventialtion	Metal	Iron Ore
3.8	Parkade garage door residential	Aluminium	Iron Ore
4.1	Aluminium gates with opaque glass	Aluminium	Iron Gray
4.2	Aluminium planters	Aluminium	Iron Gray
4.3	Wood columns with metal clading		Iron Ore
4.4	Heavy timber wood trellis (fire retardant treated wood) with painted finish metal connectors and flat cap where exposed	Wood	Hemlock
4.5	Board formed architectural concrete wall with reveals & elastomeric paint	Concrete	Clear Coat
5.1	Steel post	Steel	Charcoal
5.2	Concrete wall, canopy and decorative ledge	Concrete	Clear Coat
5.3	Slats	Aluminium	Hemlock
5.4	Metal stair with perforated treads and guard rail - 1/2" Round	Metal	Charcoal
5.5	Greencable greenery system	Aluminium	Charcoal
5.6	Gutters and downspots	Aluminium	Charcoal Grey
5.7	Aluminium signage	Aluminium	Balck
5.8	Canopy with address cutout & Signage	Aluminium	Charcoal

CORNERSTONE architecture

307 - 611 Alexander Street
Vancouver, British Columbia,
Canada V6A 1E1

www.cornerarch.com
tel. 604-253-8800

IMPORTANT: Copyright reserved. This design and drawing is the exclusive property of Cornerstone Architecture and cannot be used for any purpose without the written consent of the Architect. This drawing is not to be used for construction until issued for that purpose by the Architect.

Prior to commencement of the Work, it is the Contractor's responsibility to review and verify drawing dimensions, datums and levels. Discrepancies between information on this drawing and actual site conditions and / or the remaining Contract Documents shall be brought to the attention of the Architect for clarification prior to proceeding with the Work. DO NOT SCALE THE DRAWINGS.

Num.	YY MM DD	▲REVISION

Num.	YY MM DD	▲ISSUE
1	2024-03-7	Issued for DP Application

Unless signed & sealed, these drawings are not to be used for approval by an authority or for reliance by a client or third party, including the general public.

BUILDING CODE BCBC 2018

ZONING Rezoning

DEVELOPMENT PERMIT #

BUILDING PERMIT #

SCALE 1/8" = 1'-0"

PLOT DATE Sep 20, 2024

REDBRIDGE SQUAMISH

PROJECT

Redbridge North Site

Squamish,
British Columbia

DRAWING

Material Board

PROJECT NO. 1915

DRAWING NO. A3.2

US Arch D

/Users/enigeczi/Library/CloudStorage/Dropbox/Cornerstone Dropbox Folders/Dropbox - Current Projects/1915 REDBRIDGE (NORTH)/1915 REDBRIDGE (N) CURRENT DRAWINGS VW2023/ARCHITECTURAL/1915 REDBRIDGE_7N & All_Aug21_2024.vwx

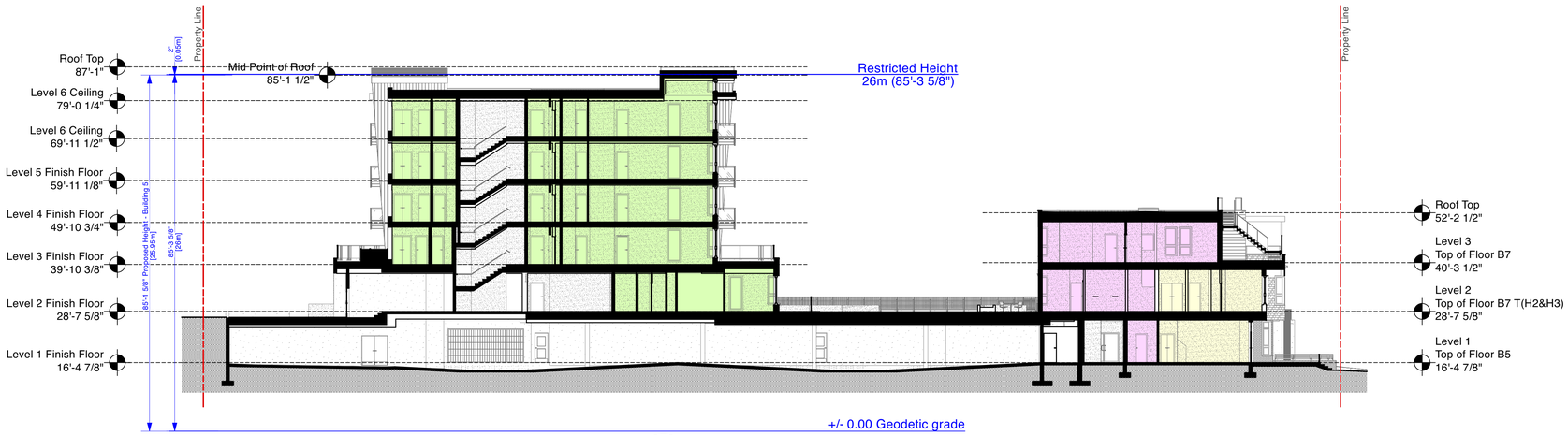

1 / A4.0 Section East/West Building 7 and 5
Scale: 1/16" = 1'-0"

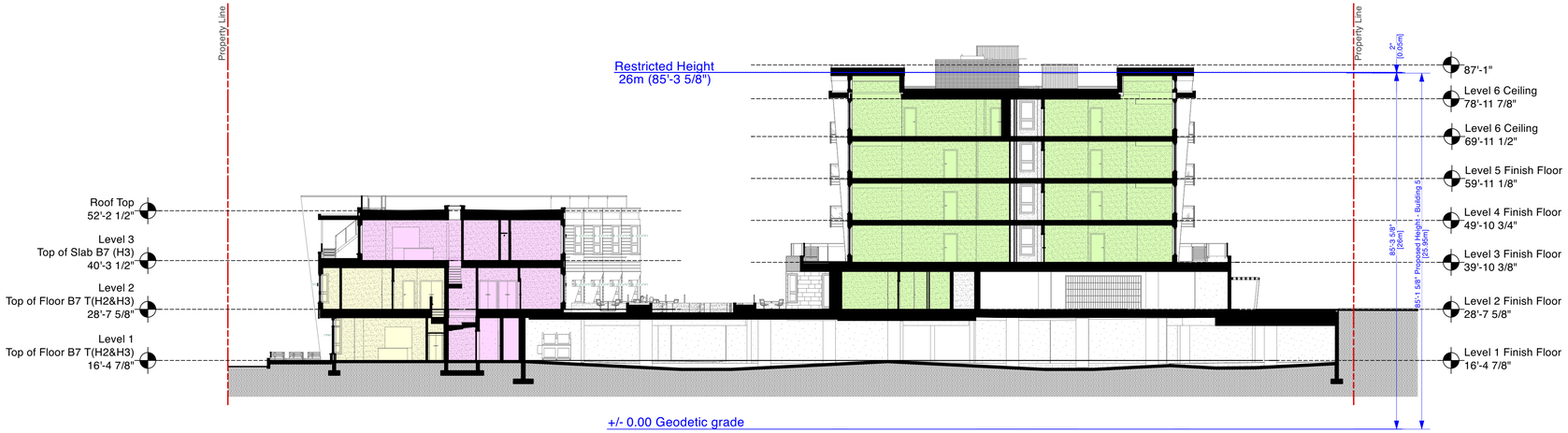

2 / A4.0 Section East/West Building 7 and 5
Scale: 1/16" = 1'-0"

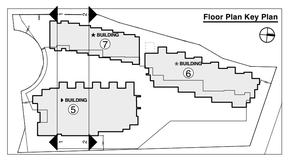

CORNERSTONE architecture
307 - 611 Alexander Street
Vancouver, British Columbia,
Canada V6A 1E1
www.cornerarch.com
tel. 604-253-8800

IMPORTANT: Copyright reserved. This design and drawing is the exclusive property of Cornerstone Architecture and cannot be used for any purpose without the written consent of the Architect. This drawing is not to be used for construction until issued for that purpose by the Architect.

Prior to commencement of the Work, it is the Contractor's responsibility to review and verify drawing dimensions, datums and levels. Discrepancies between information on this drawing and actual site conditions and / or the remaining Contract Documents shall be brought to the attention of the Architect for clarification prior to proceeding with the Work. DO NOT SCALE THE DRAWINGS.

Num.	YY MM DD	▲REVISION

Num.	YY MM DD	▲ISSUE
1	2024-03-7	Issued for DP Application

Unless signed & sealed, these drawings are not to be used for approval by an authority or for reliance by a client or third party, including the general public.

BUILDING CODE	BCBC 2018
ZONING	Rezoning
DEVELOPMENT PERMIT #	
BUILDING PERMIT #	
SCALE	1/16" = 1'-0"
PLOT DATE	Sep 20, 2024

REDBRIDGE LOGANITA

PROJECT
Redbridge North Site
Squamish,
British Columbia

DRAWING
Sections 1 & 2, Bldg 7 & 5 - 1/16" Scale

PROJECT NO. 1915

DRAWING NO. A4.0

US Arch D

/Users/enigeczi/Library/CloudStorage/Dropbox/Cornerstone Dropbox Folders/Dropbox - Current Projects/1915 REDBRIDGE (NORTH)/1915 REDBRIDGE (N) CURRENT DRAWINGS VW2023/ARCHITECTURAL/1915 REDBRIDGE_7N & All_Aug21_2024.vwx

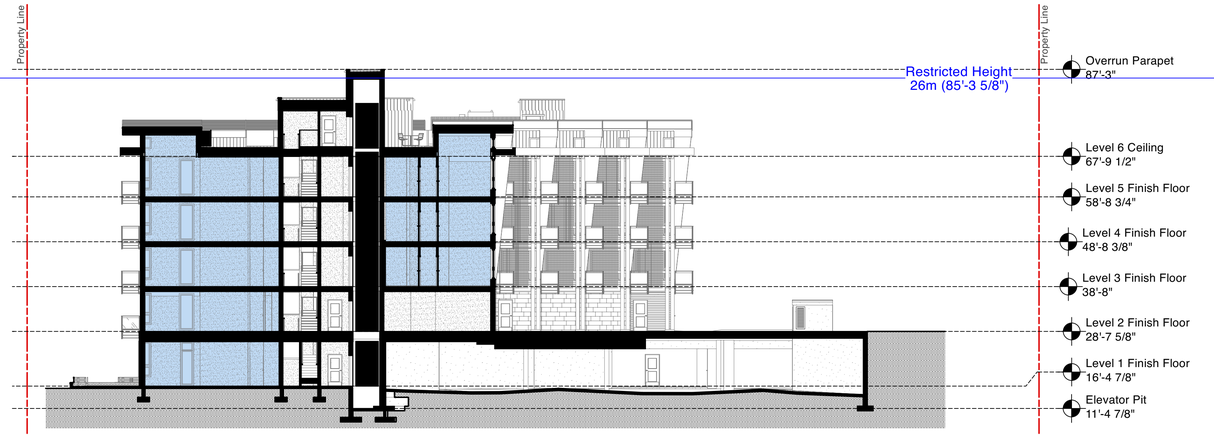

3 / A4.1 Section East/West Building 6
Scale: 1/16" = 1'-0"

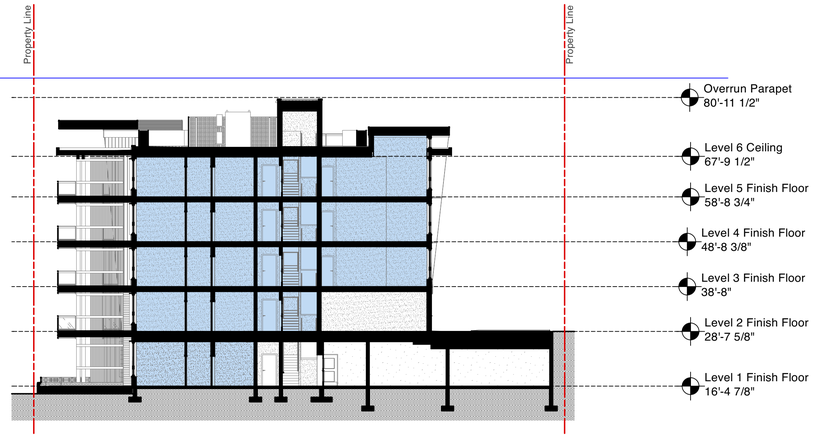

4 / A4.1 Section East/West Building 6
Scale: 1/16" = 1'-0"

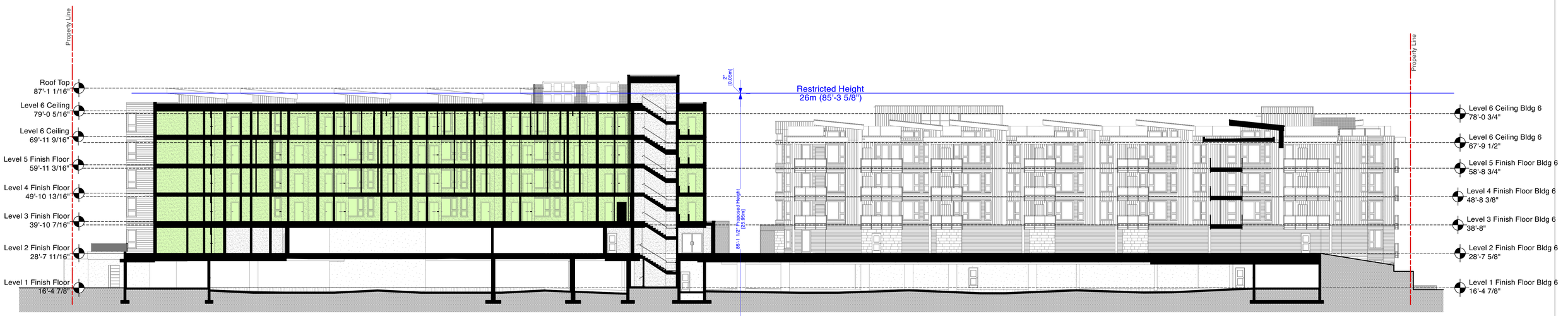

5 / A4.1 Section South/North Building 5 and 6
Scale: 1/16" = 1'-0"

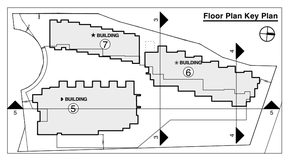

CORNERSTONE architecture
307 - 611 Alexander Street
Vancouver, British Columbia,
Canada V6A 1E1
www.cornerarch.com
tel. 604-253-8800

IMPORTANT: Copyright reserved. This design and drawing is the exclusive property of Cornerstone Architecture and cannot be used for any purpose without the written consent of the Architect. This drawing is not to be used for construction until issued for that purpose by the Architect.

Prior to commencement of the Work, it is the Contractor's responsibility to review and verify drawing dimensions, datums and levels. Discrepancies between information on this drawing and actual site conditions and / or the remaining Contract Documents shall be brought to the attention of the Architect for clarification prior to proceeding with the Work. DO NOT SCALE THE DRAWINGS.

Num.	YY MM DD	▲REVISION

Num.	YY MM DD	▲ISSUE
1	2024-03-7	Issued for DP Application

Unless signed & sealed, these drawings are not to be used for approval by an authority or for reliance by a client or third party, including the general public.

BUILDING CODE	BCBC 2018
ZONING	Rezoning
DEVELOPMENT PERMIT #	
BUILDING PERMIT #	
SCALE	1/16" = 1'-0"
PLOT DATE	Sep 20, 2024

REDBRIDGE SQUAMISH

PROJECT
Redbridge North Site
Squamish,
British Columbia

DRAWING
Sections 3, 4 & 5, Building 5 & 6 - 1/16" Scale

PROJECT NO. 1915

DRAWING NO. **A4.1**

US Arch D

/Users/enigeczi/Library/CloudStorage/Dropbox/Cornerstone Dropbox Folders/Dropbox - Current Projects/1915 REDBRIDGE (NORTH)/1915 REDBRIDGE (N) CURRENT DRAWINGS VW2023/ARCHITECTURAL/1915 REDBRIDGE_7N & All_Aug21_2024.vwx



View from North/West corner - Building 6 and 7

CORNERSTONE architecture
307 - 611 Alexander Street
Vancouver, British Columbia,
Canada V6A 1E1

www.cornerarch.com
tel. 604-253-8800

IMPORTANT: Copyright reserved. This design and drawing is the exclusive property of Cornerstone Architecture and cannot be used for any purpose without the written consent of the Architect. This drawing is not to be used for construction until issued for that purpose by the Architect.

Prior to commencement of the Work, it is the Contractor's responsibility to review and verify drawing dimensions, datums and levels. Discrepancies between information on this drawing and actual site conditions and / or the remaining Contract Documents shall be brought to the attention of the Architect for clarification prior to proceeding with the Work. DO NOT SCALE THE DRAWINGS.

Num.	YY MM DD	▲REVISION

Num.	YY MM DD	▲ISSUE
2	2024-09-19	Re-issued for DP Issuance
1	2024-03-7	Issued for DP Application

Unless signed & sealed, these drawings are not to be used for approval by an authority or for reliance by a client or third party, including the general public.

BUILDING CODE	BCBC 2018
ZONING	Rezoning
DEVELOPMENT PERMIT #	
BUILDING PERMIT #	
SCALE	NTS.
PLOT DATE	Sep 20, 2024

REDBRIDGE SQUAMISH

PROJECT
Redbridge North Site
Squamish,
British Columbia

DRAWING
Rendering from North/West

PROJECT NO. 1915

DRAWING NO. **A5.0**

US Arch D

/Users/enigeczi/Library/CloudStorage/Dropbox/Cornerstone Dropbox Folders/Dropbox - Current Projects/1915 REDBRIDGE (NORTH)/1915 REDBRIDGE (N) CURRENT DRAWINGS VW2023/ARCHITECTURAL/1915 REDBRIDGE_7N & All_Aug21_2024.vwx



View from South/East corner - Building 5

CORNERSTONE architecture

307 - 611 Alexander Street
Vancouver, British Columbia,
Canada V6A 1E1

www.cornerarch.com
tel. 604-253-8800

IMPORTANT: Copyright reserved. This design and drawing is the exclusive property of Cornerstone Architecture and cannot be used for any purpose without the written consent of the Architect. This drawing is not to be used for construction until issued for that purpose by the Architect.

Prior to commencement of the Work, it is the Contractor's responsibility to review and verify drawing dimensions, datums and levels. Discrepancies between information on this drawing and actual site conditions and / or the remaining Contract Documents shall be brought to the attention of the Architect for clarification prior to proceeding with the Work. DO NOT SCALE THE DRAWINGS.

Num.	YY MM DD	▲REVISION
2	2024-09-19	Re-issued for DP Issuance
1	2024-03-7	Issued for DP Application

Num.	YY MM DD	▲ISSUE

Unless signed & sealed, these drawings are not to be used for approval by an authority or for reliance by a client or third party, including the general public.

BUILDING CODE	BCBC 2018
ZONING	Rezoning
DEVELOPMENT PERMIT #	
BUILDING PERMIT #	
SCALE	NTS.
PLOT DATE	Sep 20, 2024

REDBRIDGE SQUAMISH

PROJECT
Redbridge North Site

Squamish,
British Columbia

DRAWING
Rendering from South/East

PROJECT NO. 1915

DRAWING NO. **A5.1**

US Arch D

/Users/enigeczi/Library/CloudStorage/Dropbox/Cornerstone Dropbox Folders/Dropbox - Current Projects/1915 REDBRIDGE (NORTH)/1915 REDBRIDGE (N) CURRENT DRAWINGS VW2023/ARCHITECTURAL/1915 REDBRIDGE_7N & All_Aug21_2024.vwx



View from North/West corner - Building 7

CORNERSTONE architecture

307 - 611 Alexander Street
Vancouver, British Columbia,
Canada V6A 1E1

www.cornerarch.com
tel. 604-253-8800

IMPORTANT: Copyright reserved. This design and drawing is the exclusive property of Cornerstone Architecture and cannot be used for any purpose without the written consent of the Architect. This drawing is not to be used for construction until issued for that purpose by the Architect.

Prior to commencement of the Work, it is the Contractor's responsibility to review and verify drawing dimensions, datums and levels. Discrepancies between information on this drawing and actual site conditions and / or the remaining Contract Documents shall be brought to the attention of the Architect for clarification prior to proceeding with the Work. DO NOT SCALE THE DRAWINGS.

Num.	YY MM DD	▲REVISION
2	2024-09-19	Re-issued for DP Issuance
1	2024-03-7	Issued for DP Application

Num.	YY MM DD	▲ISSUE

Unless signed & sealed, these drawings are not to be used for approval by an authority or for reliance by a client or third party, including the general public.

BUILDING CODE	BCBC 2018
ZONING	Rezoning
DEVELOPMENT PERMIT #	
BUILDING PERMIT #	
SCALE	NTS.
PLOT DATE	Sep 20, 2024

REDBRIDGE SQUAMISH

PROJECT
Redbridge North Site
Squamish,
British Columbia

DRAWING
Rendering from North/West

PROJECT NO. 1915

DRAWING NO. **A5.2**

US Arch D

/Users/enigeczi/Library/CloudStorage/Dropbox/Cornerstone Dropbox Folders/Dropbox - Current Projects/1915 REDBRIDGE (NORTH)/1915 REDBRIDGE (N) CURRENT DRAWINGS VW2023/ARCHITECTURAL/1915 REDBRIDGE_7N & All_Aug21_2024.vwx



Bird's Eye View From South

CORNERSTONE architecture

307 - 611 Alexander Street
Vancouver, British Columbia,
Canada V6A 1E1

www.cornerarch.com
tel. 604-253-8800

IMPORTANT: Copyright reserved. This design and drawing is the exclusive property of Cornerstone Architecture and cannot be used for any purpose without the written consent of the Architect. This drawing is not to be used for construction until issued for that purpose by the Architect.

Prior to commencement of the Work, it is the Contractor's responsibility to review and verify drawing dimensions, datums and levels. Discrepancies between information on this drawing and actual site conditions and / or the remaining Contract Documents shall be brought to the attention of the Architect for clarification prior to proceeding with the Work. DO NOT SCALE THE DRAWINGS.

Num.	YY MM DD	▲REVISION

Num.	YY MM DD	▲ISSUE
2	2024-09-19	Re-issued for DP Issuance
1	2024-03-7	Issued for DP Application

Unless signed & sealed, these drawings are not to be used for approval by an authority or for reliance by a client or third party, including the general public.

BUILDING CODE	BCBC 2018
ZONING	Rezoning
DEVELOPMENT PERMIT #	
BUILDING PERMIT #	
SCALE	NTS.
PLOT DATE	Sep 20, 2024

REDBRIDGE SQUAMISH

PROJECT
Redbridge North Site

Squamish,
British Columbia

DRAWING
Rendering from South

PROJECT NO. 1915

DRAWING NO. A5.3

US Arch D

/Users/enigeczi/Library/CloudStorage/Dropbox/Cornerstone Dropbox Folders/Dropbox - Current Projects/1915 REDBRIDGE (NORTH)/1915 REDBRIDGE (N) CURRENT DRAWINGS VW2023/ARCHITECTURAL/1915 REDBRIDGE_7N & All_Aug21_2024.vwx



View from South/East corner - Building 6



View from South/West corner - Building 5

CORNERSTONE architecture

307 - 611 Alexander Street
Vancouver, British Columbia,
Canada V6A 1E1

www.cornerarch.com
tel. 604-253-8800

IMPORTANT: Copyright reserved. This design and drawing is the exclusive property of Cornerstone Architecture and cannot be used for any purpose without the written consent of the Architect. This drawing is not to be used for construction until issued for that purpose by the Architect.

Prior to commencement of the Work, it is the Contractor's responsibility to review and verify drawing dimensions, datums and levels. Discrepancies between information on this drawing and actual site conditions and / or the remaining Contract Documents shall be brought to the attention of the Architect for clarification prior to proceeding with the Work. DO NOT SCALE THE DRAWINGS.

Num.	YY MM DD	▲REVISION

Num.	YY MM DD	▲ISSUE
2	2024-09-19	Re-issued for DP Issuance
1	2024-03-7	Issued for DP Application

Unless signed & sealed, these drawings are not to be used for approval by an authority or for reliance by a client or third party, including the general public.

BUILDING CODE	BCBC 2018
ZONING	Rezoning
DEVELOPMENT PERMIT #	
BUILDING PERMIT #	
SCALE	NTS.
PLOT DATE	Sep 20, 2024

/Users/enigeczi/Library/CloudStorage/Dropbox/Cornerstone Dropbox Folders/Dropbox - Current Projects/1915 REDBRIDGE (NORTH)/1915 REDBRIDGE (N) CURRENT DRAWINGS VW2023/ARCHITECTURAL/1915 REDBRIDGE_7N & All_Aug21_2024.vwx

REDBRIDGE SQUAMISH

PROJECT
Redbridge North Site

Squamish,
British Columbia

DRAWING
Rendering from South/East & South/West

PROJECT NO. 1915

DRAWING NO. **A5.4**

US Arch D



Bird's Eye View From South/West

CORNERSTONE architecture

307 - 611 Alexander Street
Vancouver, British Columbia,
Canada V6A 1E1

www.cornerarch.com
tel. 604-253-8800

IMPORTANT: Copyright reserved. This design and drawing is the exclusive property of Cornerstone Architecture and cannot be used for any purpose without the written consent of the Architect. This drawing is not to be used for construction until issued for that purpose by the Architect.

Prior to commencement of the Work, it is the Contractor's responsibility to review and verify drawing dimensions, datums and levels. Discrepancies between information on this drawing and actual site conditions and / or the remaining Contract Documents shall be brought to the attention of the Architect for clarification prior to proceeding with the Work. DO NOT SCALE THE DRAWINGS.

Num.	YY MM DD	▲REVISION

Num.	YY MM DD	▲ISSUE
2	2024-09-19	Re-issued for DP Issuance
1	2024-03-7	Issued for DP Application

Unless signed & sealed, these drawings are not to be used for approval by an authority or for reliance by a client or third party, including the general public.

BUILDING CODE	BCBC 2018
ZONING	Rezoning
DEVELOPMENT PERMIT #	
BUILDING PERMIT #	
SCALE	NTS.
PLOT DATE	Sep 20, 2024

REDBRIDGE SQUAMISH

PROJECT
Redbridge North Site

Squamish,
British Columbia

DRAWING
Rendering bird's eye view

PROJECT NO. 1915

DRAWING NO. **A5.5**

/Users/enigeczi/Library/CloudStorage/Dropbox/Cornerstone Dropbox Folders/Dropbox - Current Projects/1915 REDBRIDGE (NORTH)/1915 REDBRIDGE (N) CURRENT DRAWINGS VW2023/ARCHITECTURAL/1915 REDBRIDGE_7N & All_Aug21_2024.vwx

US Arch D



Kayak Storage Access & Pavilion



Main Entry Building 6



Building 7



Parking Access, Signage @ Building 5



Main Entry Building 5



Amenity Room & Level 2 Access

CORNERSTONE architecture

307 - 611 Alexander Street
Vancouver, British Columbia,
Canada V6A 1E1

www.cornerarch.com
tel. 604-253-8800

IMPORTANT: Copyright reserved. This design and drawing is the exclusive property of Cornerstone Architecture and cannot be used for any purpose without the written consent of the Architect. This drawing is not to be used for construction until issued for that purpose by the Architect.

Prior to commencement of the Work, it is the Contractor's responsibility to review and verify drawing dimensions, datums and levels. Discrepancies between information on this drawing and actual site conditions and / or the remaining Contract Documents shall be brought to the attention of the Architect for clarification prior to proceeding with the Work. DO NOT SCALE THE DRAWINGS.

Num.	YY MM DD	▲REVISION
2	2024-09-19	Re-issued for DP Issuance
1	2024-03-7	Issued for DP Application

Num.	YY MM DD	▲ISSUE

Unless signed & sealed, these drawings are not to be used for approval by an authority or for reliance by a client or third party, including the general public.

BUILDING CODE	BCBC 2018
ZONING	Rezoning
DEVELOPMENT PERMIT #	
BUILDING PERMIT #	
SCALE	NTS.
PLOT DATE	Sep 20, 2024

REDBRIDGE SQUAMISH

PROJECT

Redbridge North Site

Squamish,
British Columbia

DRAWING

Rendering elevation views

PROJECT NO. 1915

DRAWING NO. A5.6

/Users/enigeczi/Library/CloudStorage/Dropbox/Cornerstone Dropbox Folders/Dropbox - Current Projects/1915 REDBRIDGE (NORTH)/1915 REDBRIDGE (N) CURRENT DRAWINGS VW2023/ARCHITECTURAL/1915 REDBRIDGE_7N & All_Aug21_2024.vwx

US Arch D



1 March 21 - 8:00 AM



2 March 21 - 12:00 PM



3 March 21 - 4:00 PM



5 June 21 - 9:00 AM



4 June 21 - 12:00 PM



6 June 21 - 3:00 PM

CORNERSTONE architecture

307 - 611 Alexander Street
Vancouver, British Columbia,
Canada V6A 1E1

www.cornerarch.com
tel. 604-253-8800

IMPORTANT: Copyright reserved. This design and drawing is the exclusive property of Cornerstone Architecture and cannot be used for any purpose without the written consent of the Architect. This drawing is not to be used for construction until issued for that purpose by the Architect.

Prior to commencement of the Work, it is the Contractor's responsibility to review and verify drawing dimensions, datums and levels. Discrepancies between information on this drawing and actual site conditions and / or the remaining Contract Documents shall be brought to the attention of the Architect for clarification prior to proceeding with the Work. DO NOT SCALE THE DRAWINGS.

Num.	YY MM DD	▲REVISION

Num.	YY MM DD	▲ISSUE
1	2024-03-7	Issued for DP Application

Unless signed & sealed, these drawings are not to be used for approval by an authority or for reliance by a client or third party, including the general public.

BUILDING CODE	BCBC 2018
ZONING	Rezoning
DEVELOPMENT PERMIT #	
BUILDING PERMIT #	
SCALE	1/32" = 1'-0"
PLOT DATE	Mar 4, 2024

REDBRIDGE SQUAMISH

PROJECT
Redbridge Development
Squamish, British Columbia

DRAWING
Shadow Analysis

PROJECT NO. 1915

DRAWING NO. **A6.1**

US Arch D

/Users/enigeczi/Library/CloudStorage/Dropbox/Cornerstone Dropbox Folders/Dropbox - Current Projects/1915 REDBRIDGE (NORTH)/1915 REDBRIDGE (N) CURRENT DRAWINGS VW2023/1915 REDBRIDGE_Shadow Analysis_Feb26_2024.vwx



1 December 21 - 9:00 AM



2 December 21 - 12:00 PM

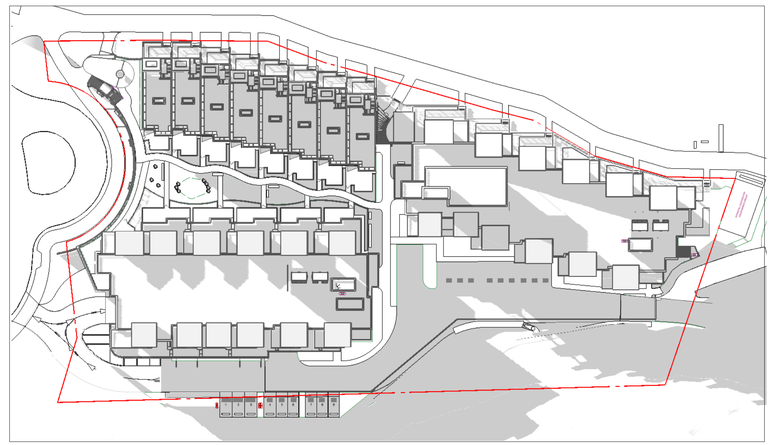

3 December 21 - 3:00 PM

CORNERSTONE architecture

307 - 611 Alexander Street
Vancouver, British Columbia,
Canada V6A 1E1

www.cornerarch.com
tel. 604-253-8800

IMPORTANT: Copyright reserved. This design and drawing is the exclusive property of Cornerstone Architecture and cannot be used for any purpose without the written consent of the Architect. This drawing is not to be used for construction until issued for that purpose by the Architect.

Prior to commencement of the Work, it is the Contractor's responsibility to review and verify drawing dimensions, datums and levels. Discrepancies between information on this drawing and actual site conditions and / or the remaining Contract Documents shall be brought to the attention of the Architect for clarification prior to proceeding with the Work. DO NOT SCALE THE DRAWINGS.

Num.	YY MM DD	▲REVISION

Num.	YY MM DD	▲ISSUE
1	2024-03-7	Issued for DP Application

Unless signed & sealed, these drawings are not to be used for approval by an authority or for reliance by a client or third party, including the general public.

BUILDING CODE	BCBC 2018
ZONING	Rezoning
DEVELOPMENT PERMIT #	
BUILDING PERMIT #	
SCALE	1/32" = 1'-0"
PLOT DATE	Mar 4, 2024

PROJECT
Redbridge Development
Squamish, British Columbia

DRAWING
Shadow Analysis

PROJECT NO. 1915

DRAWING NO. **A6.2**

US Arch D

/Users/enigeczi/Library/CloudStorage/Dropbox/Cornerstone Dropbox Folders/Dropbox - Current Projects/1915 REDBRIDGE (NORTH)/1915 REDBRIDGE (N) CURRENT DRAWINGS VW2023/1915 REDBRIDGE_Shadow Analysis_Feb26_2024.vwx

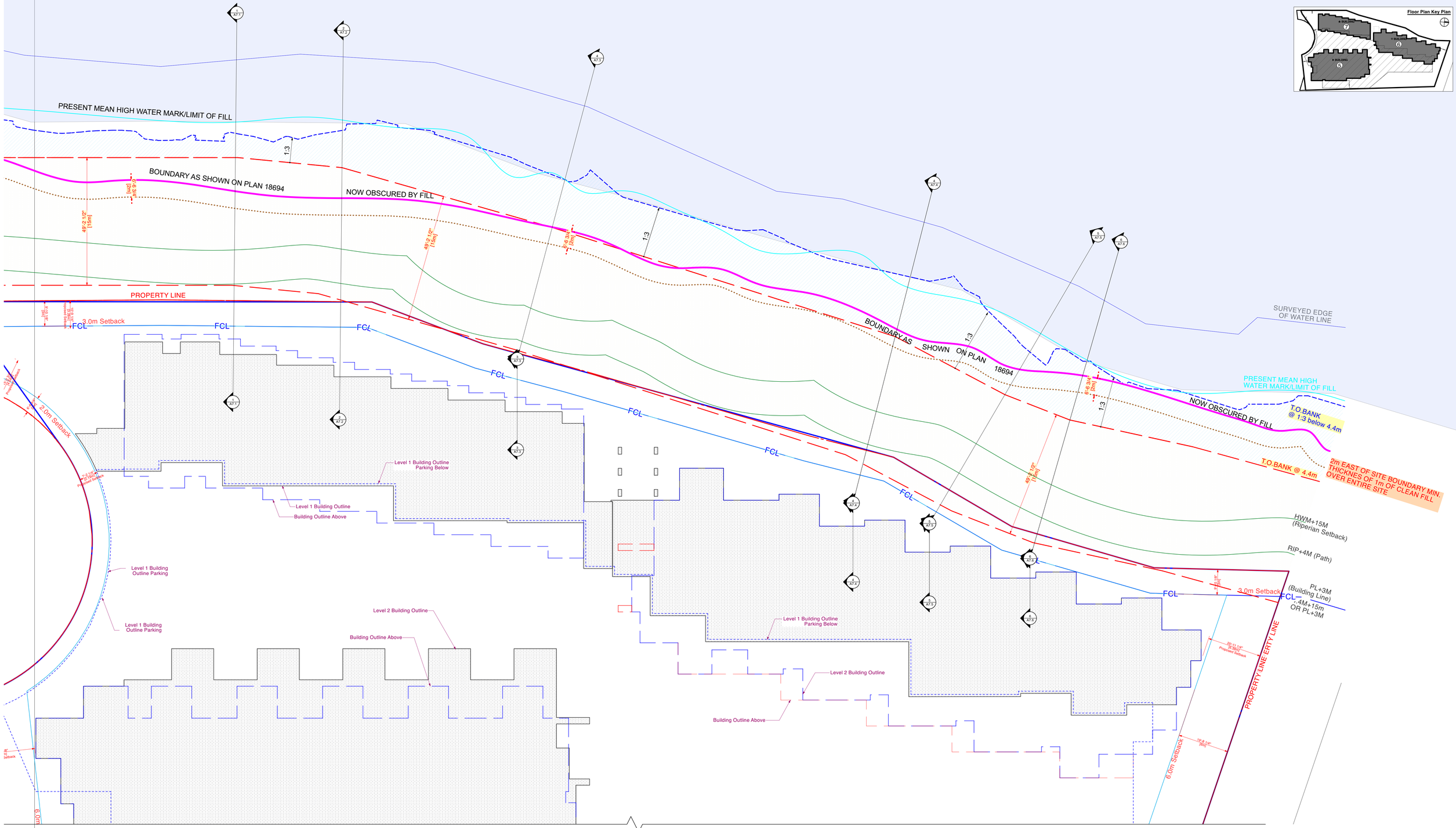

CORNERSTONE architecture
307 - 611 Alexander Street
Vancouver, British Columbia,
Canada V6A 1E1
www.cornerarch.com
tel. 604-253-8800

IMPORTANT: Copyright reserved. This design and drawing is the exclusive property of Cornerstone Architecture and cannot be used for any purpose without the written consent of the Architect. This drawing is not to be used for construction until issued for that purpose by the Architect.

Prior to commencement of the Work, it is the Contractor's responsibility to review and verify drawing dimensions, datums and levels. Discrepancies between information on this drawing and actual site conditions and / or the remaining Contract Documents shall be brought to the attention of the Architect for clarification prior to proceeding with the Work. DO NOT SCALE THE DRAWINGS.

Num.	YY MM DD	▲REVISION

Num.	YY MM DD	▲ISSUE
1	2024-03-7	Issued for DP Application

Unless signed & sealed, these drawings are not to be used for approval by an authority or for reliance by a client or third party, including the general public.

BUILDING CODE	BCBC 2018
ZONING	Rezoning
DEVELOPMENT PERMIT #	
BUILDING PERMIT #	
SCALE	1/16" = 1'-0"
PLOT DATE	Mar 5, 2024

PROJECT
Redbridge Development
Squamish, British Columbia

DRAWING
Site Plan / Sections @ HWM

PROJECT NO. 1915

DRAWING NO. A7.0

US Arch D

/Users/enigeczi/Library/CloudStorage/Dropbox/Cornerstone Dropbox Folders/Dropbox - Current Projects/1915 REDBRIDGE (NORTH)/1915 REDBRIDGE (N) CURRENT DRAWINGS VW2023/1915 REDBRIDGE_7N & All_Feb14_2024.vwx

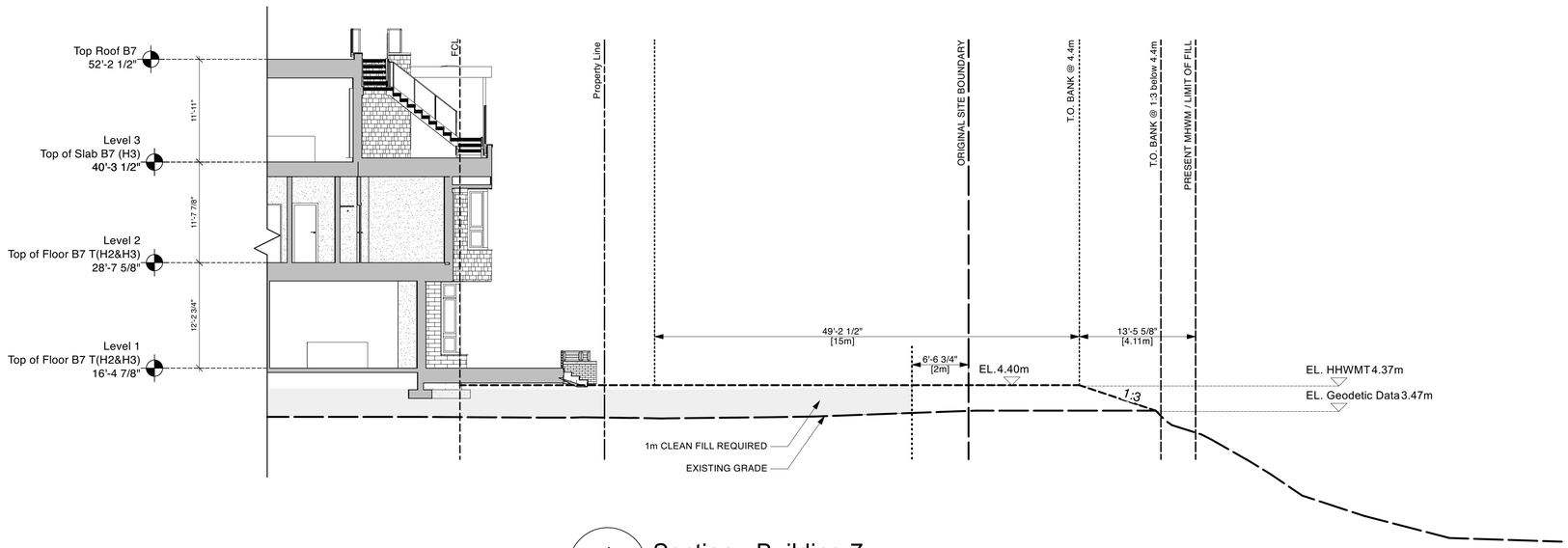

1 / A7.1 Section - Building 7
Scale: 1/8" = 1'-0"

CORNERSTONE architecture
307 - 611 Alexander Street
Vancouver, British Columbia,
Canada V6A 1E1
www.cornerarch.com
tel. 604-253-8800

IMPORTANT: Copyright reserved. This design and drawing is the exclusive property of Cornerstone Architecture and cannot be used for any purpose without the written consent of the Architect. This drawing is not to be used for construction until issued for that purpose by the Architect.

Prior to commencement of the Work, it is the Contractor's responsibility to review and verify drawing dimensions, datums and levels. Discrepancies between information on this drawing and actual site conditions and / or the remaining Contract Documents shall be brought to the attention of the Architect for clarification prior to proceeding with the Work. DO NOT SCALE THE DRAWINGS.

Num.	YY MM DD	▲REVISION

Num.	YY MM DD	▲ISSUE
1	2024-03-7	Issued for DP Application

Unless signed & sealed, these drawings are not to be used for approval by an authority or for reliance by a client or third party, including the general public.

BUILDING CODE	BCBC 2018
ZONING	Rezoning
DEVELOPMENT PERMIT #	
BUILDING PERMIT #	
SCALE	1/16" = 1'-0"
PLOT DATE	Mar 5, 2024

REDBRIDGE INDUSTRIES

PROJECT
Redbridge Development
Squamish, British Columbia

DRAWING
Section HWM to FCL @ Bldg 7

PROJECT NO. 1915

DRAWING NO. A7.1

US Arch D

/Users/enigeczi/Library/CloudStorage/Dropbox/Cornerstone Dropbox Folders/Dropbox - Current Projects/1915 REDBRIDGE (NORTH)/1915 REDBRIDGE (N) CURRENT DRAWINGS VW2023/1915 REDBRIDGE_7N & All_Feb14_2024.vwx

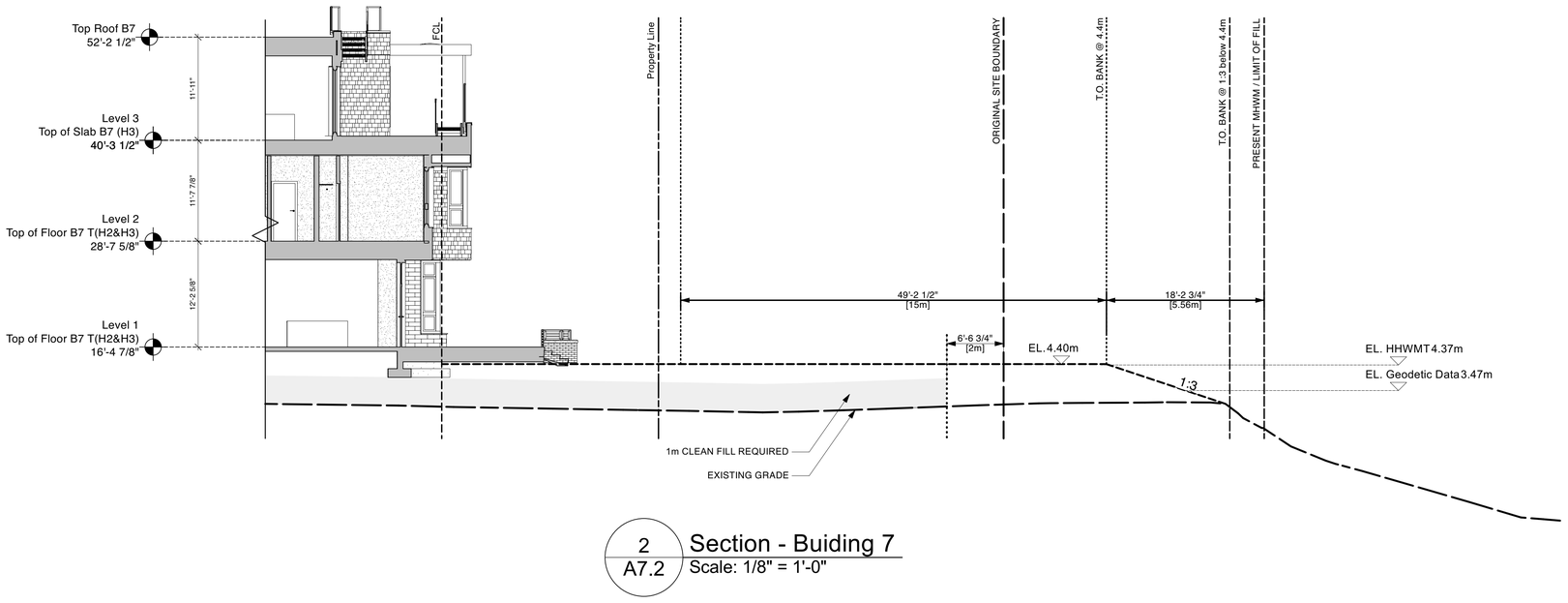

2 / A7.2 Section - Buiding 7
Scale: 1/8" = 1'-0"

CORNERSTONE architecture
307 - 611 Alexander Street
Vancouver, British Columbia,
Canada V6A 1E1
www.cornerarch.com
tel. 604-253-8800

IMPORTANT: Copyright reserved. This design and drawing is the exclusive property of Cornerstone Architecture and cannot be used for any purpose without the written consent of the Architect. This drawing is not to be used for construction until issued for that purpose by the Architect.

Prior to commencement of the Work, it is the Contractor's responsibility to review and verify drawing dimensions, datums and levels. Discrepancies between information on this drawing and actual site conditions and / or the remaining Contract Documents shall be brought to the attention of the Architect for clarification prior to proceeding with the Work. DO NOT SCALE THE DRAWINGS.

Num.	YY MM DD	▲REVISION

Num.	YY MM DD	▲ISSUE
1	2024-03-7	Issued for DP Application

Unless signed & sealed, these drawings are not to be used for approval by an authority or for reliance by a client or third party, including the general public.

BUILDING CODE	BCBC 2018
ZONING	Rezoning
DEVELOPMENT PERMIT #	
BUILDING PERMIT #	
SCALE	1/16" = 1'-0"
PLOT DATE	Mar 5, 2024

REDBRIDGE INDUSTRIES

PROJECT
Redbridge Development
Squamish, British Columbia

DRAWING
Section HWM to FCL @ Bldg 7

PROJECT NO. 1915

DRAWING NO. A7.2

US Arch D

/Users/enigeczi/Library/CloudStorage/Dropbox/Cornerstone Dropbox Folders/Dropbox - Current Projects/1915 REDBRIDGE (NORTH)/1915 REDBRIDGE (N) CURRENT DRAWINGS VW2023/1915 REDBRIDGE_7N & All_Feb14_2024.vwx

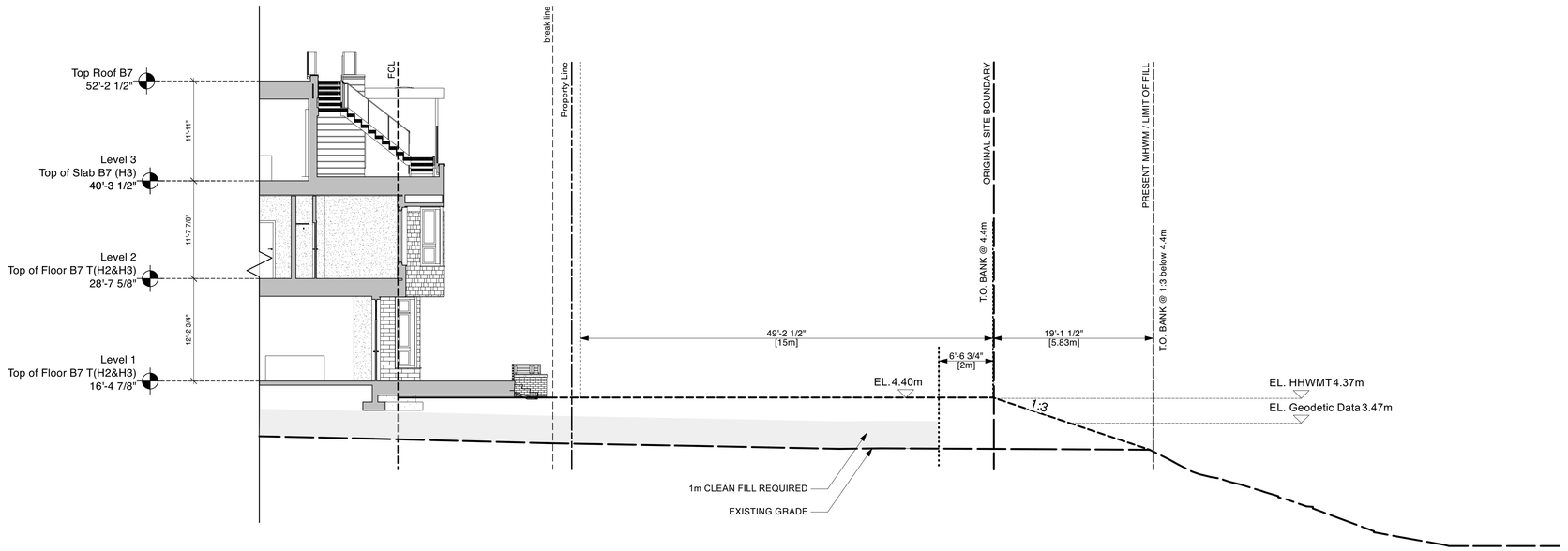

3
A7.3
Section - Building 7
Scale: 1/8" = 1'-0"

CORNERSTONE architecture
307 - 611 Alexander Street
Vancouver, British Columbia,
Canada V6A 1E1
www.cornerarch.com
tel. 604-253-8800

IMPORTANT: Copyright reserved. This design and drawing is the exclusive property of Cornerstone Architecture and cannot be used for any purpose without the written consent of the Architect. This drawing is not to be used for construction until issued for that purpose by the Architect.

Prior to commencement of the Work, it is the Contractor's responsibility to review and verify drawing dimensions, datums and levels. Discrepancies between information on this drawing and actual site conditions and / or the remaining Contract Documents shall be brought to the attention of the Architect for clarification prior to proceeding with the Work. DO NOT SCALE THE DRAWINGS.

Num.	YY MM DD	▲REVISION

Num.	YY MM DD	▲ISSUE
1	2024-03-7	Issued for DP Application

Unless signed & sealed, these drawings are not to be used for approval by an authority or for reliance by a client or third party, including the general public.

BUILDING CODE	BCBC 2018
ZONING	Rezoning
DEVELOPMENT PERMIT #	
BUILDING PERMIT #	
SCALE	1/16" = 1'-0"
PLOT DATE	Mar 5, 2024

REDBRIDGE

PROJECT
Redbridge Development
Squamish, British Columbia

DRAWING
Section HWM to FCL @ Bldg 7

PROJECT NO. 1915

DRAWING NO. **A7.3**

US Arch D

/Users/enigeczi/Library/CloudStorage/Dropbox/Cornerstone Dropbox Folders/Dropbox - Current Projects/1915 REDBRIDGE (NORTH)/1915 REDBRIDGE (N) CURRENT DRAWINGS VW2023/1915 REDBRIDGE_7N & All_Feb14_2024.vwx

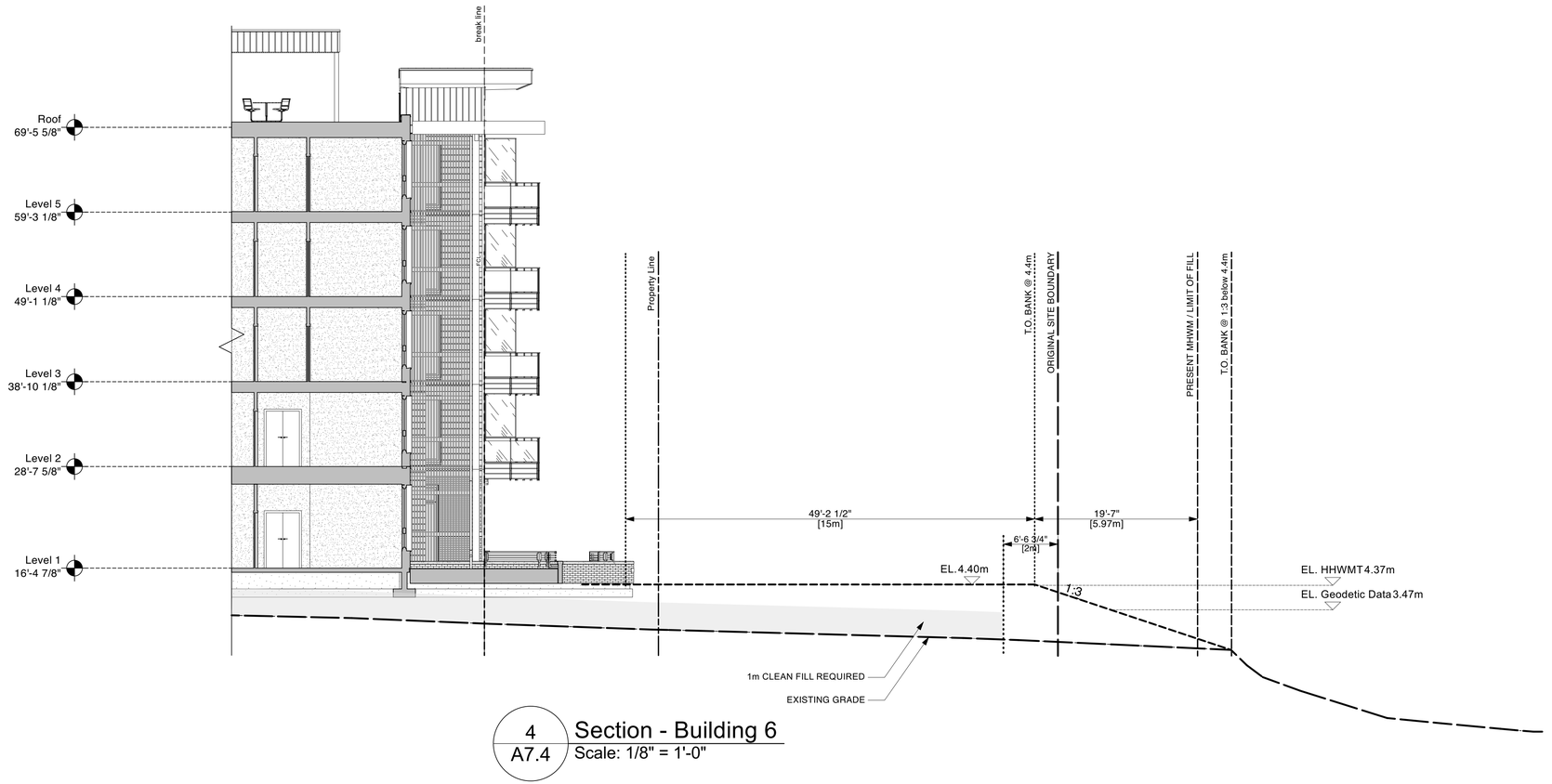

4 / A7.4 Section - Building 6
Scale: 1/8" = 1'-0"

CORNERSTONE architecture
307 - 611 Alexander Street
Vancouver, British Columbia,
Canada V6A 1E1
www.cornerarch.com
tel. 604-253-8800

IMPORTANT: Copyright reserved. This design and drawing is the exclusive property of Cornerstone Architecture and cannot be used for any purpose without the written consent of the Architect. This drawing is not to be used for construction until issued for that purpose by the Architect.

Prior to commencement of the Work, it is the Contractor's responsibility to review and verify drawing dimensions, datums and levels. Discrepancies between information on this drawing and actual site conditions and / or the remaining Contract Documents shall be brought to the attention of the Architect for clarification prior to proceeding with the Work. DO NOT SCALE THE DRAWINGS.

Num.	YY MM DD	▲REVISION

Num.	YY MM DD	▲ISSUE
1	2024-03-7	Issued for DP Application

Unless signed & sealed, these drawings are not to be used for approval by an authority or for reliance by a client or third party, including the general public.

BUILDING CODE	BCBC 2018
ZONING	Rezoning
DEVELOPMENT PERMIT #	
BUILDING PERMIT #	
SCALE	1/16" = 1'-0"
PLOT DATE	Mar 5, 2024

REDBRIDGE SQUAMISH

PROJECT
Redbridge Development
Squamish, British Columbia

DRAWING
Section HWM to FCL @ Bldg 6

PROJECT NO. 1915

DRAWING NO. **A7.4**

US Arch D

/Users/enigeczi/Library/CloudStorage/Dropbox/Cornerstone Dropbox Folders/Dropbox - Current Projects/1915 REDBRIDGE (NORTH)/1915 REDBRIDGE (N) CURRENT DRAWINGS VW2023/1915 REDBRIDGE_7N & All_Feb14_2024.vwx

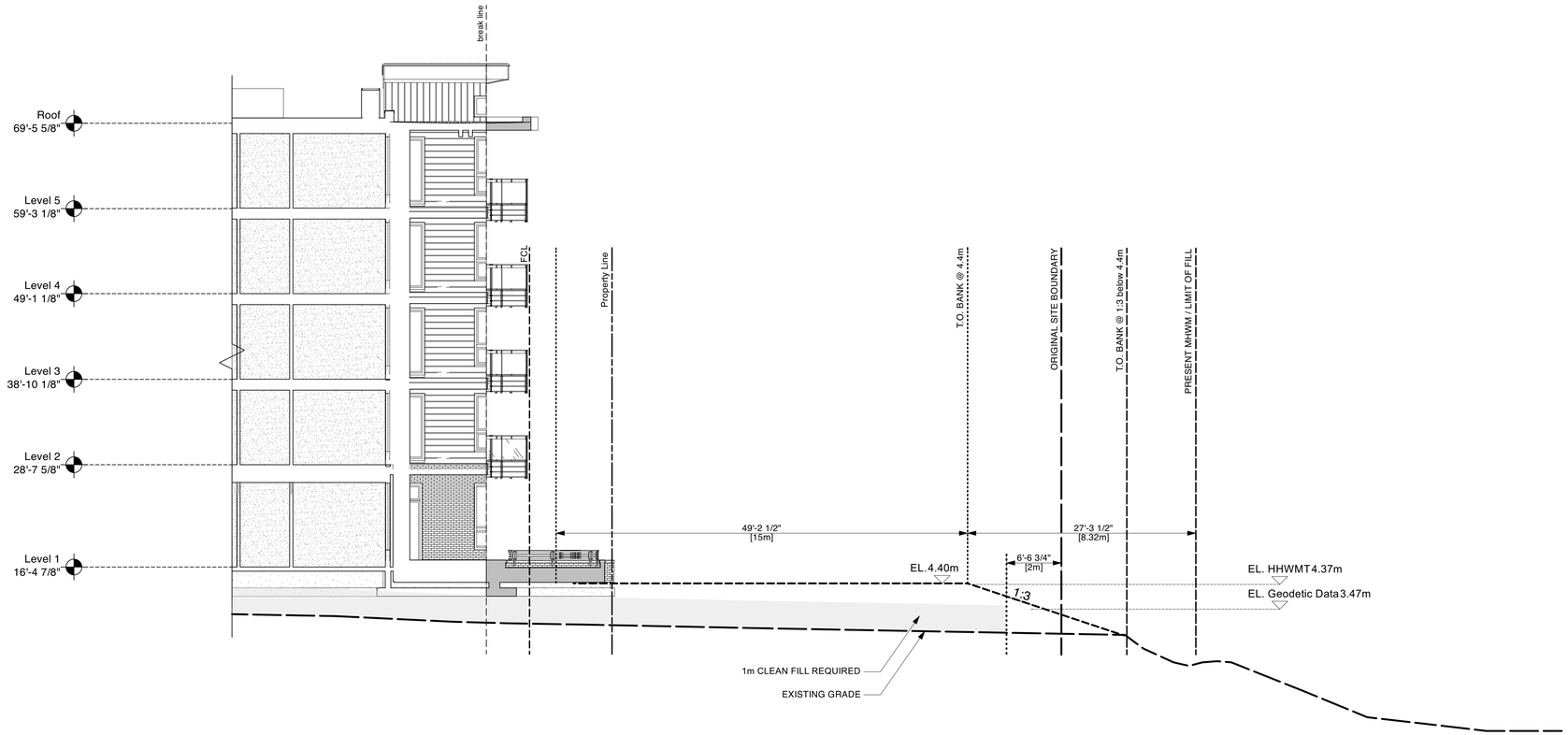

5 / A7.5 Section - Building 6
Scale: 1/8" = 1'-0"

CORNERSTONE architecture
307 - 611 Alexander Street
Vancouver, British Columbia,
Canada V6A 1E1
www.cornerarch.com
tel. 604-253-8800

IMPORTANT: Copyright reserved. This design and drawing is the exclusive property of Cornerstone Architecture and cannot be used for any purpose without the written consent of the Architect. This drawing is not to be used for construction until issued for that purpose by the Architect.

Prior to commencement of the Work, it is the Contractor's responsibility to review and verify drawing dimensions, datums and levels. Discrepancies between information on this drawing and actual site conditions and / or the remaining Contract Documents shall be brought to the attention of the Architect for clarification prior to proceeding with the Work. DO NOT SCALE THE DRAWINGS.

Num.	YY MM DD	▲REVISION

Num.	YY MM DD	▲ISSUE
1	2024-03-7	Issued for DP Application

Unless signed & sealed, these drawings are not to be used for approval by an authority or for reliance by a client or third party, including the general public.

BUILDING CODE	BCBC 2018
ZONING	Rezoning
DEVELOPMENT PERMIT #	
BUILDING PERMIT #	
SCALE	1/16" = 1'-0"
PLOT DATE	Mar 5, 2024

REDBRIDGE SQUAMISH

PROJECT
Redbridge Development
Squamish, British Columbia

DRAWING
Section HWM to FCL @ Bldg 6

PROJECT NO. 1915

DRAWING NO. **A7.5**

US Arch D

/Users/enigeczi/Library/CloudStorage/Dropbox/Cornerstone Dropbox Folders/Dropbox - Current Projects/1915 REDBRIDGE (NORTH)/1915 REDBRIDGE (N) CURRENT DRAWINGS VW2023/1915 REDBRIDGE_7N & All_Feb14_2024.vwx

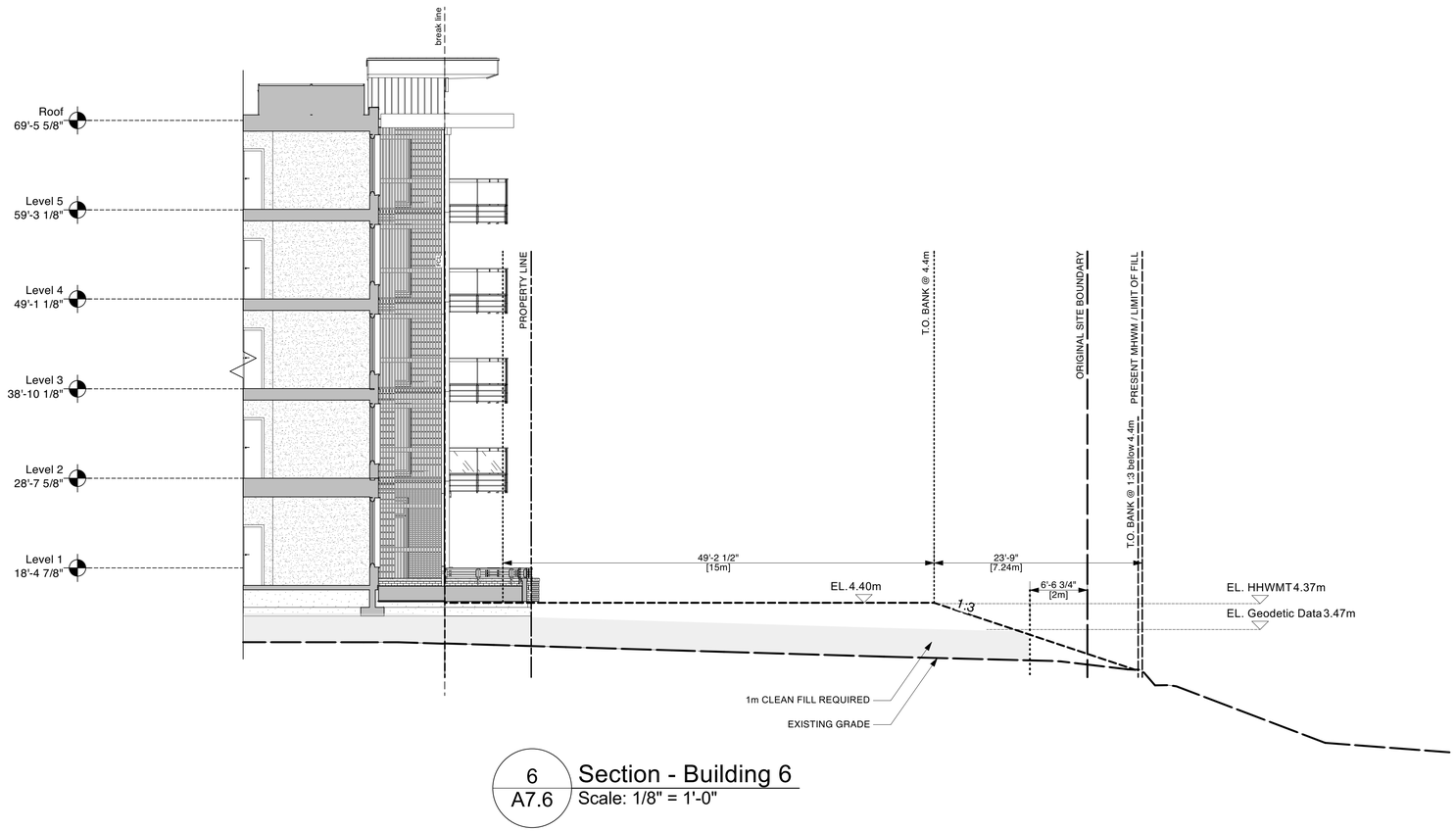

6 / A7.6 Section - Building 6
Scale: 1/8" = 1'-0"

CORNERSTONE architecture
307 - 611 Alexander Street
Vancouver, British Columbia,
Canada V6A 1E1
www.cornerarch.com
tel. 604-253-8800

IMPORTANT: Copyright reserved. This design and drawing is the exclusive property of Cornerstone Architecture and cannot be used for any purpose without the written consent of the Architect. This drawing is not to be used for construction until issued for that purpose by the Architect.

Prior to commencement of the Work, it is the Contractor's responsibility to review and verify drawing dimensions, datums and levels. Discrepancies between information on this drawing and actual site conditions and / or the remaining Contract Documents shall be brought to the attention of the Architect for clarification prior to proceeding with the Work. DO NOT SCALE THE DRAWINGS.

Num.	YY MM DD	▲REVISION

Num.	YY MM DD	▲ISSUE
1	2024-03-7	Issued for DP Application

Unless signed & sealed, these drawings are not to be used for approval by an authority or for reliance by a client or third party, including the general public.

BUILDING CODE	BCBC 2018
ZONING	Rezoning
DEVELOPMENT PERMIT #	
BUILDING PERMIT #	
SCALE	1/16" = 1'-0"
PLOT DATE	Mar 5, 2024

REDBRIDGE SQUAMISH

PROJECT
Redbridge Development
Squamish, British Columbia

DRAWING
Section HWM to FCL @ Bldg 6

PROJECT NO. 1915

DRAWING NO. **A7.6**

/Users/enigeczi/Library/CloudStorage/Dropbox/Cornerstone Dropbox Folders/Dropbox - Current Projects/1915 REDBRIDGE (NORTH)/1915 REDBRIDGE (N) CURRENT DRAWINGS VW2023/1915 REDBRIDGE_7N & All_Feb14_2024.vwx

US Arch D

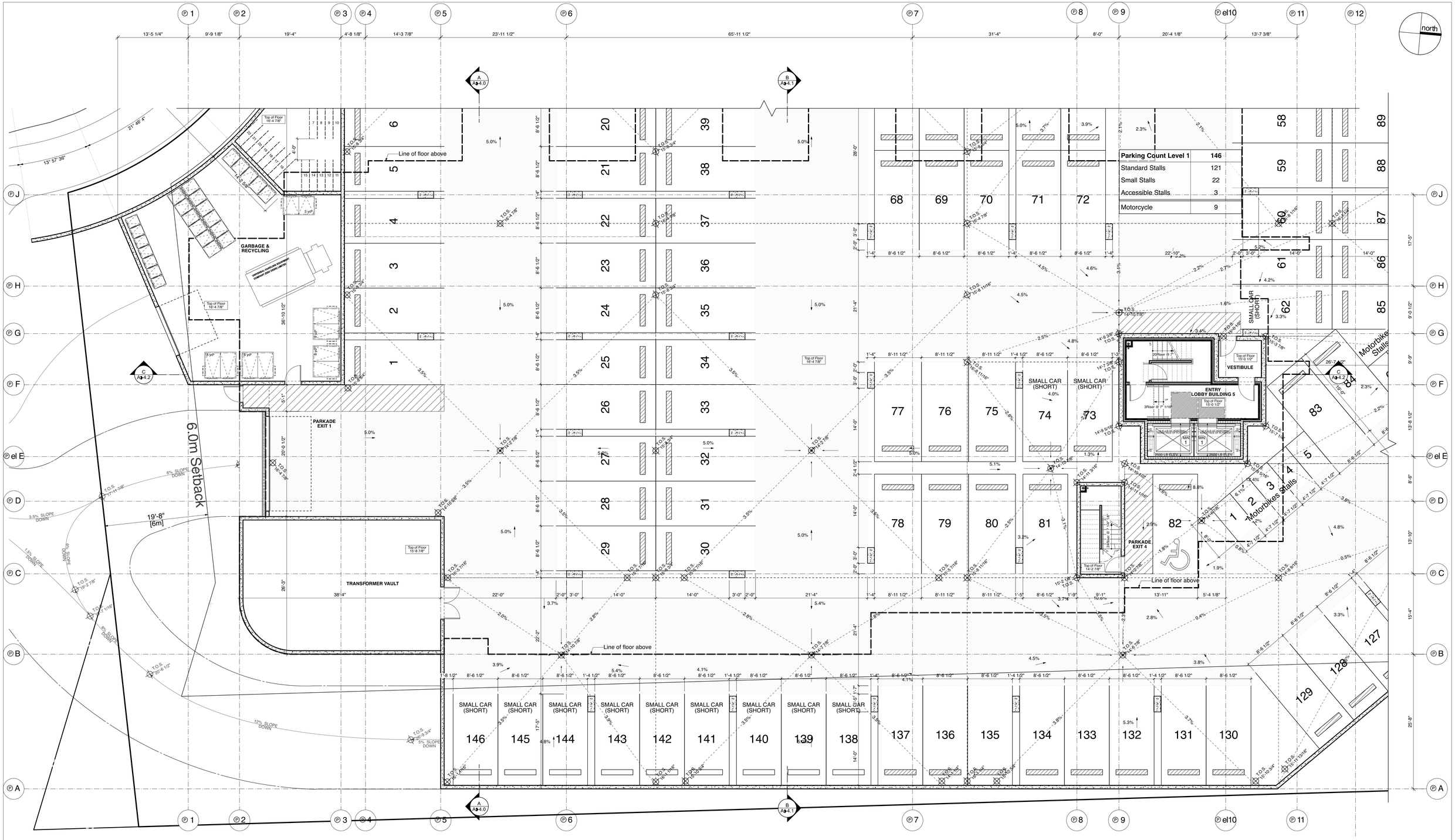

Floor Plan Key Plan

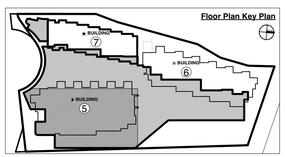

Dimension & framing notes:

unless shown otherwise, dimensions are taken as follows;

1. Concrete or masonry walls / columns - face of concrete or masonry wall
2. Exterior frame walls - face of exterior sheathing
3. Interior frame walls - face of stud
4. Interior suite-to-suite party walls - centerline of wall assembly
5. Gridlines are located at the face of concrete or masonry walls or columns, the face of exterior framed wall sheathing, and the center line of party wall assemblies (unless shown otherwise)
6. Confirm clear dimension for tubs & showers based on actual fixture size and adjacent wall types
7. Provide 38mm (nominal) solid blocking in walls adjacent to tubs, showers, bidets and toilets/showers for the installation of future grab bars. Refer to the plans and details for more info.
8. Seal joints for all built-up-studs at exterior walls insulated with spray foam insulation.
9. Refer to the window schedule for window R.O. dimensions
10. Provide continuous drywall behind tubs/ shower bases (typical)

General drawing note:

Refer to wall, door, and window schedules for further information.
These plans are to be read in conjunction with the latest mechanical, electrical, civil, structural and fire suppression drawings. Structural, mechanical, plumbing information shown for reference and coordination only. Refer to appropriate plans for equipment and structural elements,sizing, etc.

CORNERSTONE architecture

307 - 611 Alexander Street
Vancouver, British Columbia,
Canada V6A 1E1

www.cornerarch.com
tel. 604-253-8800

IMPORTANT: Copyright reserved. This design and drawing is the exclusive property of Cornerstone Architecture and cannot be used for any purpose without the written consent of the Architect. This drawing is not to be used for construction until issued for that purpose by the Architect.

Prior to commencement of the Work, it is the Contractor's responsibility to review and verify drawing dimensions, datums and levels. Discrepancies between information on this drawing and actual site conditions and / or the remaining Contract Documents shall be brought to the attention of the Architect for clarification prior to proceeding with the Work. DO NOT SCALE THE DRAWINGS.

Num.	YY MM DD	▲REVISION

Num.	YY MM DD	▲ISSUE
1	2024-03-7	Issued for DP Application

Unless signed & sealed, these drawings are not to be used for approval by an authority or for reliance by a client or third party, including the general public.

BUILDING CODE	BCBC 2018
ZONING	Rezoning
DEVELOPMENT PERMIT #	
BUILDING PERMIT #	
SCALE	1/8" = 1'-0"
PLOT DATE	Mar 5, 2024

REDBRIDGE SQUAMISH

PROJECT

Redbridge Development

Squamish, British Columbia

DRAWING

Plan: Level 1 / Parking, Bldg 5

PROJECT NO. 2119

DRAWING NO. A▶2.0

US Arch D

/Users/enigeczi/Library/CloudStorage/Dropbox/Cornerstone Dropbox Folders/Dropbox - Current Projects/1915 REDBRIDGE (NORTH)/1915 REDBRIDGE (N) CURRENT DRAWINGS VW2023/1915 REDBRIDGE_5N_Feb14_2024.vwx

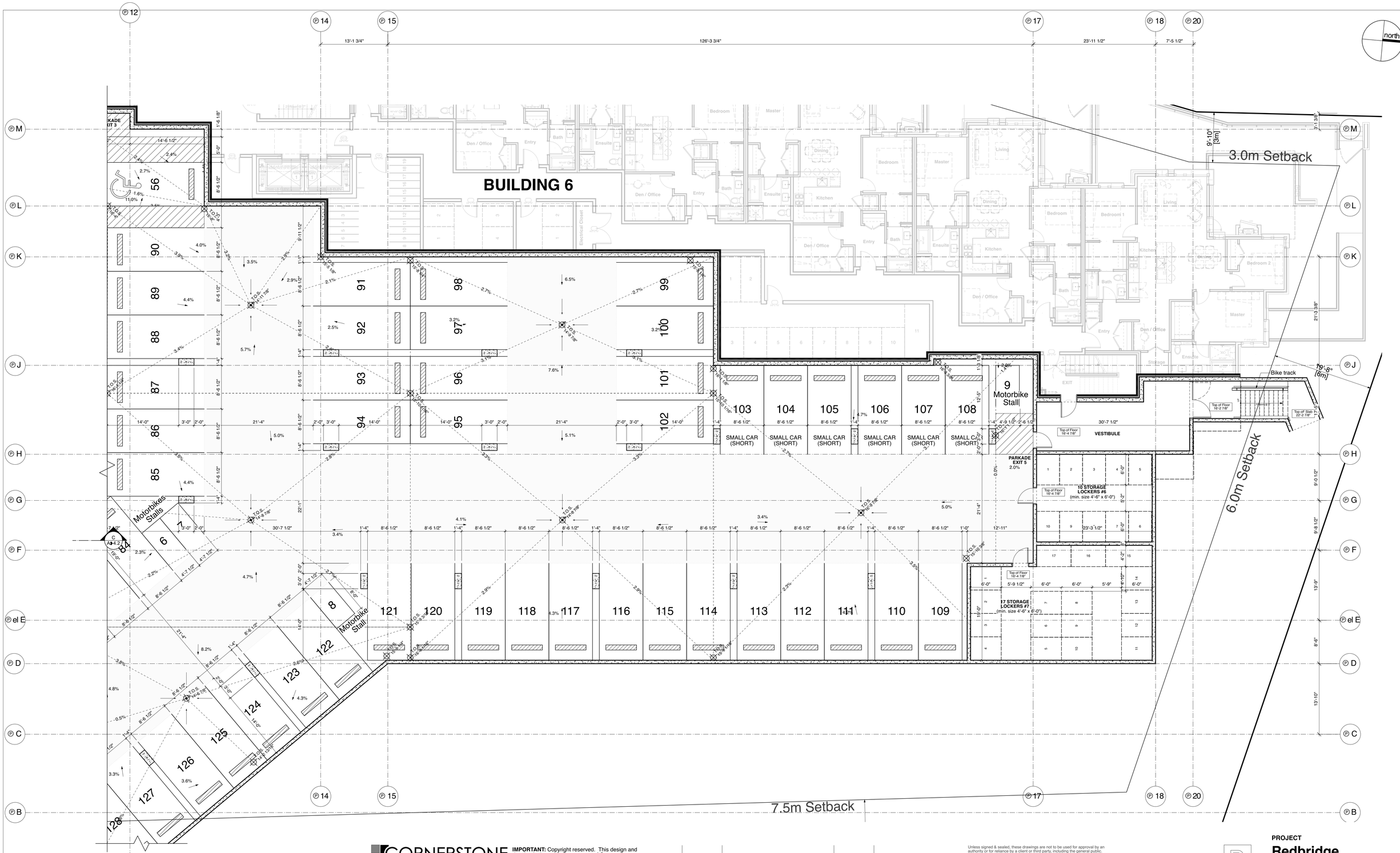

Floor Plan Key Plan

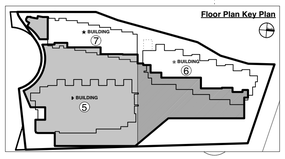

Dimension & framing notes:

unless shown otherwise, dimensions are taken as follows;

1. Concrete or masonry walls / columns - face of concrete or masonry wall
2. Wood frame walls - face of exterior sheathing
3. Interior frame walls - face of stud
4. Interior suite-to-suite party walls - centerline of wall assembly
5. Gridlines are located at the face of concrete or masonry walls or columns, the face of exterior framed wall sheathing, and the center line of party wall assemblies (unless shown otherwise)
6. Confirm clear dimension for tubs & showers based on actual fixture size and adjacent wall types
7. Provide solid wood blocking at walls behind and adjacent to all toilets and baths/showers for the installation of grab bars (see A9.1 for locations & installation info)
8. Seal joints for all built-up studs at exterior walls insulated with spray foam insulation.
9. Refer to the window schedule for window R.O. dimensions
10. Provide continuous drywall behind tubs/ shower bases (typical)

General drawing note:

Refer to wall, door, and window schedules for further information.
These plans are to be read in conjunction with the latest mechanical, electrical, civil, structural and fire suppression drawings. Structural, mechanical, plumbing information shown for reference and coordination only. Refer to appropriate plans for equipment and structural elements,sizing, etc.

CORNERSTONE architecture
307 - 611 Alexander Street
Vancouver, British Columbia,
Canada V6A 1E1

www.cornerarch.com
tel. 604-253-8800

IMPORTANT: Copyright reserved. This design and drawing is the exclusive property of Cornerstone Architecture and cannot be used for any purpose without the written consent of the Architect. This drawing is not to be used for construction until issued for that purpose by the Architect.

Prior to commencement of the Work, it is the Contractor's responsibility to review and verify drawing dimensions, datums and levels. Discrepancies between information on this drawing and actual site conditions and / or the remaining Contract Documents shall be brought to the attention of the Architect for clarification prior to proceeding with the Work. DO NOT SCALE THE DRAWINGS.

Num.	YY MM DD	▲REVISION
1	2024-03-7	Issued for DP Application

Num.	YY MM DD	▲ISSUE

Unless signed & sealed, these drawings are not to be used for approval by an authority or for reliance by a client or third party, including the general public.

BUILDING CODE	BCBC 2018
ZONING	Rezoning
DEVELOPMENT PERMIT #	
BUILDING PERMIT #	
SCALE	1/8" = 1'-0"
PLOT DATE	Mar 5, 2024

REDBRIDGE SQUAMISH

PROJECT
Redbridge Development
Squamish, British Columbia

DRAWING
Plan: Level 1 / Parking, Bldg 5

PROJECT NO. 2119

DRAWING NO. A2.1

US Arch D

/Users/enigeczi/Library/CloudStorage/Dropbox/Cornerstone Dropbox Folders/Dropbox - Current Projects/1915 REDBRIDGE (NORTH)/1915 REDBRIDGE (N) CURRENT DRAWINGS VW2023/1915 REDBRIDGE_5N_Feb14_2024.vwx

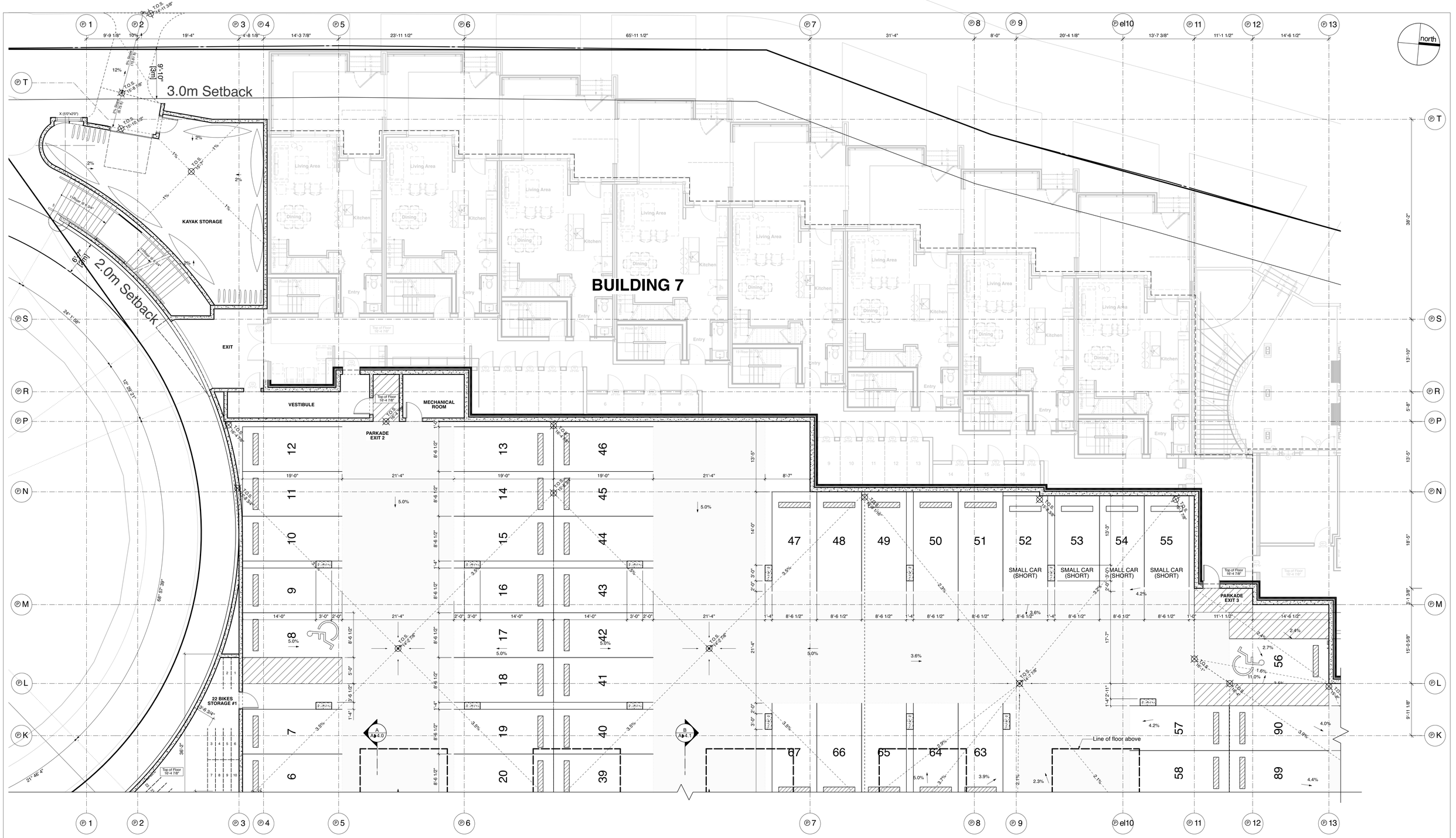

Floor Plan Key Plan

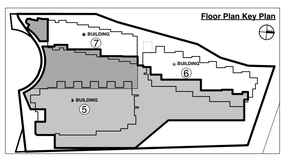

Dimension & framing notes:

unless shown otherwise, dimensions are taken as follows;

1. Concrete or masonry walls / columns - face of concrete or masonry wall
2. Exterior frame walls - face of exterior sheathing
3. Interior frame walls - face of stud
4. Interior suite-to-suite party walls - centerline of wall assembly
5. Gridlines are located at the face of concrete or masonry walls or columns, the face of exterior sheathing of framing, and the center line of interior frame assemblies (unless shown otherwise)
6. Confirm clear dimension for tubs & showers based on actual fixture size and adjacent wall types
7. Provide solid wood blocking at walls behind and adjacent to all toilets and baths/showers for the installation of future grab bars. Refer to the plans and details for more info.
8. Seal joints for all built-up-studs at exterior walls insulated with spray foam insulation.
9. Refer to the window schedule for window R.O. dimensions
10. Provide continuous drywall behind tubs/ shower bases (typical)

General drawing note:

Refer to wall, door, and window schedules for further information.
These plans are to be read in conjunction with the latest mechanical, electrical, civil, structural and fire suppression drawings. Structural, mechanical, plumbing information shown for reference and coordination only. Refer to appropriate plans for equipment and structural elements,sizing, etc.

CORNERSTONE architecture

307 - 611 Alexander Street
Vancouver, British Columbia,
Canada V6A 1E1

www.cornerarch.com
tel. 604-253-8800

IMPORTANT: Copyright reserved. This design and drawing is the exclusive property of Cornerstone Architecture and cannot be used for any purpose without the written consent of the Architect. This drawing is not to be used for construction until issued for that purpose by the Architect.

Prior to commencement of the Work, it is the Contractor's responsibility to review and verify drawing dimensions, datums and levels. Discrepancies between information on this drawing and actual site conditions and / or the remaining Contract Documents shall be brought to the attention of the Architect for clarification prior to proceeding with the Work. DO NOT SCALE THE DRAWINGS.

Num.	YY MM DD	▲REVISION
1	2024-03-7	Issued for DP Application

Num.	YY MM DD	▲ISSUE

Unless signed & sealed, these drawings are not to be used for approval by an authority or for reliance by a client or third party, including the general public.

BUILDING CODE	BCBC 2018
ZONING	Rezoning
DEVELOPMENT PERMIT #	
BUILDING PERMIT #	
SCALE	1/8" = 1'-0"
PLOT DATE	Mar 5, 2024

REDBRIDGE SQUAMISH

PROJECT

Redbridge Development

Squamish, British Columbia

DRAWING

Plan: Level 1 / Parking, Bldg 5

PROJECT NO. 2119

DRAWING NO. A2.2

US Arch D

/Users/enigeczi/Library/CloudStorage/Dropbox/Cornerstone Dropbox Folders/Dropbox - Current Projects/1915 REDBRIDGE (NORTH)/1915 REDBRIDGE (N) CURRENT DRAWINGS VW2023/1915 REDBRIDGE_SN_Feb14_2024.vwx

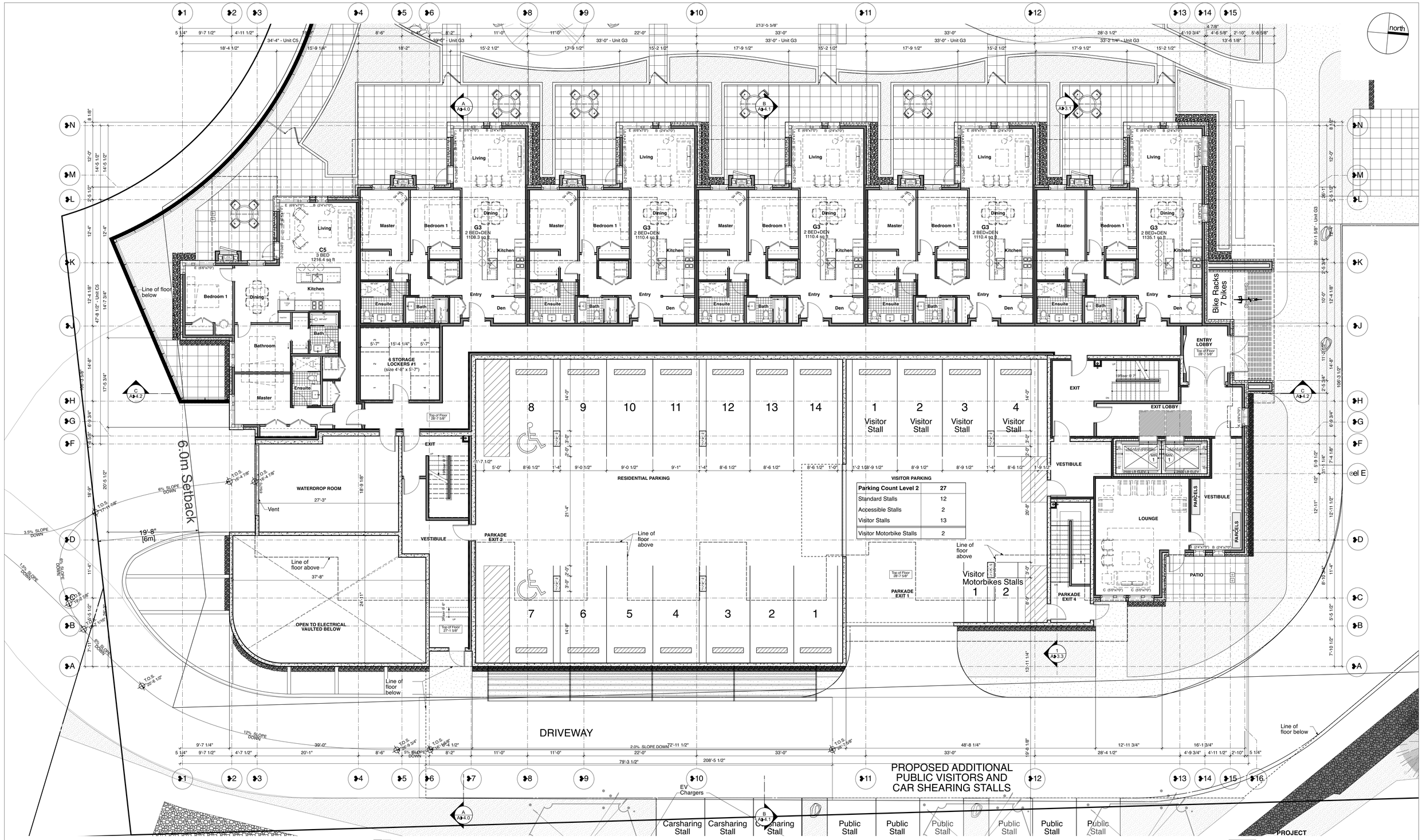

Floor Plan Key Plan

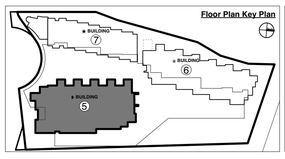

Dimension & framing notes:

unless shown otherwise, dimensions are taken as follows;

1. Concrete or masonry walls / columns - face of concrete or masonry wall
2. Exterior frame walls - face of exterior sheathing
3. Interior frame walls - face of stud
4. Party walls / demising party walls - centre line of wall assembly
5. Gridlines are located at the face of concrete or masonry walls or columns, the face of exterior framed wall sheathing, and the center line of party wall assemblies (unless shown otherwise)
6. Confirm clear dimension for tubs & showers based on actual fixture size and adjacent wall types
7. Provide solid wood blocking at walls behind and adjacent to all toilets and baths/showers for the installation of grab bars. Refer to the A0.00 series drawings and details for more info.
8. Seal joints for all tub/shower units at tile to tub/shower with spray foam insulation.
9. Refer to the window schedule for window R.O. dimensions.
10. Provide continuous drywall behind tubs/ shower bases (typical)

General drawing note:

Refer to wall, door, and window schedules for further information.
These plans are to be read in conjunction with the latest mechanical, electrical, civil, structural and fire suppression drawings. Structural, mechanical, plumbing information shown for reference and coordination only. Refer to appropriate plans for equipment and structural elements,sizing, etc.

CORNERSTONE architecture
307 - 611 Alexander Street
Vancouver, British Columbia,
Canada V6A 1E1
www.cornerarch.com
tel. 604-253-8800

IMPORTANT: Copyright reserved. This design and drawing is the exclusive property of Cornerstone Architecture and cannot be used for any purpose without the written consent of the Architect. This drawing is not to be used for construction until issued for that purpose by the Architect.

Prior to commencement of the Work, it is the Contractor's responsibility to review and verify drawing dimensions, datums and levels. Discrepancies between information on this drawing and actual site conditions and / or the remaining Contract Documents shall be brought to the attention of the Architect for clarification prior to proceeding with the Work. DO NOT SCALE THE DRAWINGS.

Num.	YY MM DD	▲REVISION
1	2024-03-7	Issued for DP Application

Num.	YY MM DD	▲ISSUE

Unless signed & sealed, these drawings are not to be used for approval by an authority or for reliance by a client or third party, including the general public.

BUILDING CODE	BCBC 2018
ZONING	Rezoning
DEVELOPMENT PERMIT #	
BUILDING PERMIT #	
SCALE	1/8" = 1'-0"
PLOT DATE	Mar 5, 2024

REDBRIDGE SQUAMISH

PROJECT
Redbridge Development
Squamish, British Columbia

DRAWING
Plan: Level 2, Bldg 5

PROJECT NO. 2119

DRAWING NO. A2.3

US Arch D

/Users/enigeczi/Library/CloudStorage/Dropbox/Cornerstone Dropbox Folders/Dropbox - Current Projects/1915 REDBRIDGE (NORTH)/1915 REDBRIDGE (N) CURRENT DRAWINGS VW2023/1915 REDBRIDGE_5N_Feb14_2024.vwx



Floor Plan Key Plan

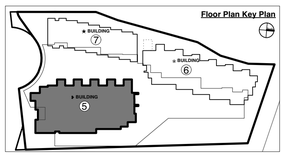

Dimension & framing notes:

unless shown otherwise, dimensions are taken as follows;

1. Concrete or masonry walls / columns - face of concrete or masonry wall
2. Exterior frame walls - face of exterior sheathing
3. Interior frame walls - face of stud
4. Interior suite-to-suite party walls - centerline of wall assembly
5. Gridlines are located at the face of concrete or masonry walls or columns, the face of exterior framed wall sheathing, and the center line of party wall assemblies (unless shown otherwise)
6. Confirm clear dimension for tubs & showers based on actual fixture size and adjacent wall types
7. Provide solid wood blocking at walls behind and adjacent to all toilets and baths/showers for the installation of future grab bars. Refer to plans and details for more info.
8. Seal joints for all built-up studs at exterior walls insulated with spray foam insulation.
9. Refer to the window schedule for window R.O. dimensions
10. Provide continuous drywall behind tubs/ shower bases (typical)

General drawing note:

Refer to wall, door, and window schedules for further information.
These plans are to be read in conjunction with the latest mechanical, electrical, civil, structural and fire suppression drawings. Structural, mechanical, plumbing information shown for reference and coordination only. Refer to appropriate plans for equipment and structural elements,sizing, etc.

CORNERSTONE architecture

307 - 611 Alexander Street
Vancouver, British Columbia,
Canada V6A 1E1

www.cornerarch.com
tel. 604-253-8800

IMPORTANT: Copyright reserved. This design and drawing is the exclusive property of Cornerstone Architecture and cannot be used for any purpose without the written consent of the Architect. This drawing is not to be used for construction until issued for that purpose by the Architect.

Prior to commencement of the Work, it is the Contractor's responsibility to review and verify drawing dimensions, datums and levels. Discrepancies between information on this drawing and actual site conditions and / or the remaining Contract Documents shall be brought to the attention of the Architect for clarification prior to proceeding with the Work. DO NOT SCALE THE DRAWINGS.

Num.	YY MM DD	▲REVISION

Num.	YY MM DD	▲ISSUE
1	2024-03-7	Issued for DP Application

Unless signed & sealed, these drawings are not to be used for approval by an authority or for reliance by a client or third party, including the general public.

BUILDING CODE	BCBC 2018
ZONING	Rezoning
DEVELOPMENT PERMIT #	
BUILDING PERMIT #	
SCALE	1/8" = 1'-0"
PLOT DATE	Mar 5, 2024

REDBRIDGE SQUAMISH

PROJECT

Redbridge Development

Squamish, British Columbia

DRAWING

Plan: Level 3, Bldg 5

PROJECT NO. 2119

DRAWING NO. A2.4

US Arch D

/Users/enigeczi/Library/CloudStorage/Dropbox/Cornerstone Dropbox Folders/Dropbox - Current Projects/1915 REDBRIDGE (NORTH)/1915 REDBRIDGE (N) CURRENT DRAWINGS VW2023/1915 REDBRIDGE_5N_Feb14_2024.vwx



Floor Plan Key Plan

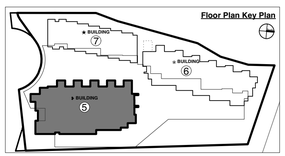

Dimension & framing notes:

unless shown otherwise, dimensions are taken as follows;

1. Concrete or masonry walls / columns - face of concrete or masonry wall
2. Exterior frame walls - face of exterior sheathing
3. Interior frame walls - face of stud
4. Party walls between suites party walls - centre line of wall assembly
5. Gridlines are located at the face of concrete or masonry walls or columns, the face of exterior framed wall sheathing, and the center line of party wall assemblies (unless shown otherwise)
6. Confirm clear dimension for tubs & showers based on actual fixture size and adjacent wall types
7. Provide solid wood blocking at walls behind and adjacent to all toilets and baths/showers for the installation of grab bars. Refer to A9.1 for the grab bar details for more info.
8. Solid joins for all built-up studs at exterior walls insulated with spray foam insulation.
9. Refer to the window schedule for window R.O. dimensions
10. Provide continuous drywall behind tubs/ shower bases (typical)

General drawing note:

Refer to wall, door, and window schedules for further information.
These plans are to be read in conjunction with the latest mechanical, electrical, civil, structural and fire suppression drawings. Structural, mechanical, plumbing information shown for reference and coordination only. Refer to appropriate plans for equipment and structural elements,sizing, etc.

CORNERSTONE architecture

307 - 611 Alexander Street
Vancouver, British Columbia,
Canada V6A 1E1

www.cornerarch.com
tel. 604-253-8800

IMPORTANT: Copyright reserved. This design and drawing is the exclusive property of Cornerstone Architecture and cannot be used for any purpose without the written consent of the Architect. This drawing is not to be used for construction until issued for that purpose by the Architect.

Prior to commencement of the Work, it is the Contractor's responsibility to review and verify drawing dimensions, datums and levels. Discrepancies between information on this drawing and actual site conditions and / or the remaining Contract Documents shall be brought to the attention of the Architect for clarification prior to proceeding with the Work. DO NOT SCALE THE DRAWINGS.

Num.	YY MM DD	▲REVISION
1	2024-03-7	Issued for DP Application

Num.	YY MM DD	▲ISSUE

Unless signed & sealed, these drawings are not to be used for approval by an authority or for reliance by a client or third party, including the general public.

BUILDING CODE	BCBC 2018
ZONING	Rezoning
DEVELOPMENT PERMIT #	
BUILDING PERMIT #	
SCALE	1/8" = 1'-0"
PLOT DATE	Mar 5, 2024

REDBRIDGE SQUAMISH

PROJECT

Redbridge Development

Squamish, British Columbia

DRAWING

Plan: Level 4 (5 same), Bldg 5

PROJECT NO.	DRAWING NO.
2119	A2.5

US Arch D

/Users/enigeczi/Library/CloudStorage/Dropbox/Cornerstone Dropbox Folders/Dropbox - Current Projects/1915 REDBRIDGE (NORTH)/1915 REDBRIDGE (N) CURRENT DRAWINGS VW2023/1915 REDBRIDGE_5N_Feb14_2024.vwx

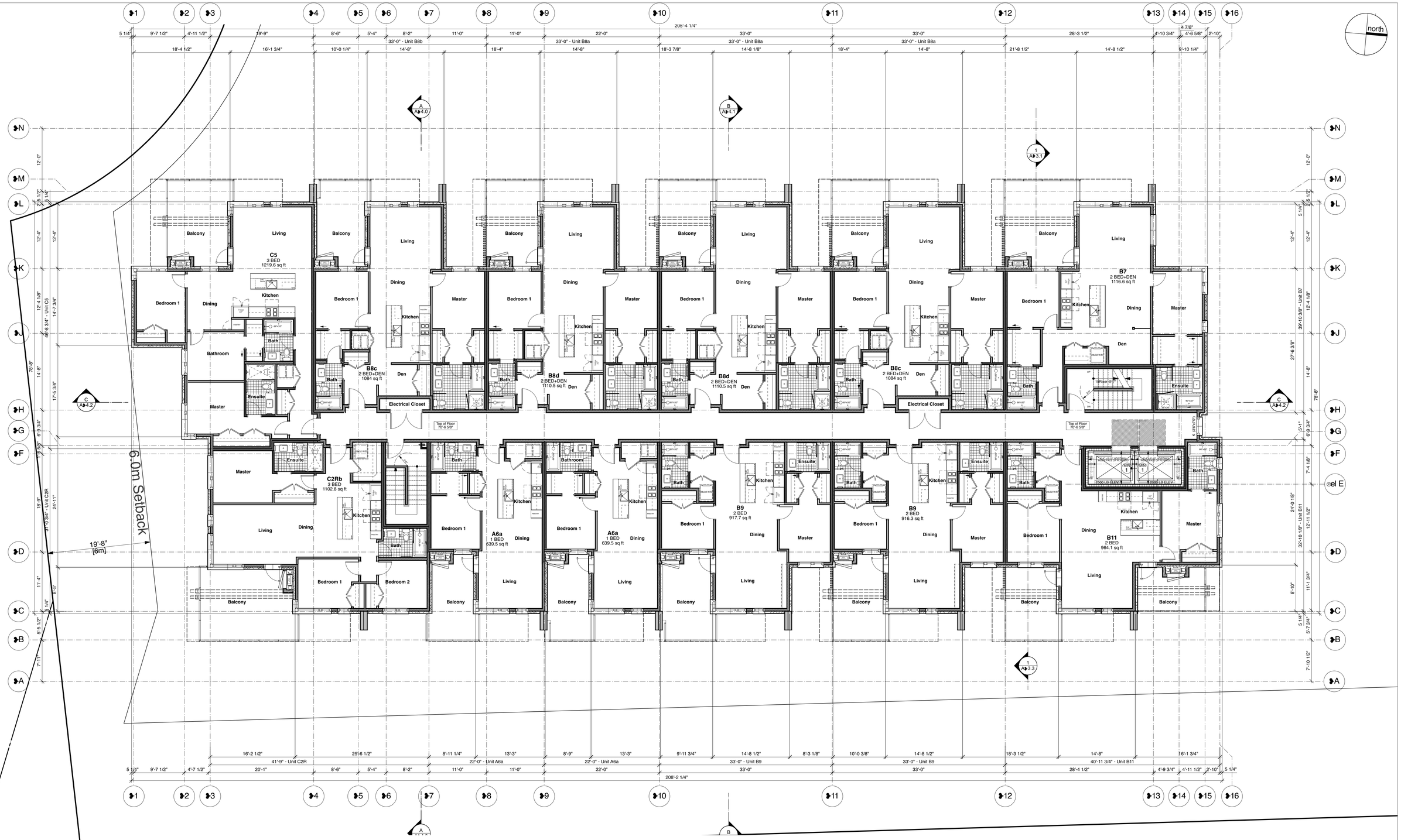

Floor Plan Key Plan

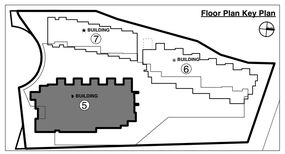

Dimension & framing notes:

unless shown otherwise, dimensions are taken as follows;

1. Concrete or masonry walls / columns - face of concrete or masonry wall
2. Exterior frame walls - face of exterior sheathing
3. Interior frame walls - face of stud
4. Interior suite-to-suite party walls - centerline of wall assembly
5. Gridlines are located at the face of concrete or masonry walls or columns, the face of exterior framed wall sheathing, and the center line of party wall assemblies (unless shown otherwise)
6. Confirm clear dimension for tubs & showers based on actual fixture size and adjacent wall types
7. Provide blocking within walls adjacent to tubs/showers and toilets/baths/showers for the installation of future grab bars. Refer to the plans and details for more info.
8. Seal joints for all built-up studs at exterior walls insulated with spray foam insulation.
9. Refer to the window schedule for window R.O. dimensions
10. Provide continuous drywall behind tubs/ shower bases (typical)

General drawing note:

Refer to wall, door, and window schedules for further information.
Refer to the mechanical, electrical, structural, plumbing, mechanical, electrical, civil, structural and fire suppression drawings. Structural, mechanical, plumbing information shown for reference and coordination only. Refer to appropriate plans for equipment and structural elements,sizing, etc.

CORNERSTONE architecture

307 - 611 Alexander Street
Vancouver, British Columbia,
Canada V6A 1E1

www.cornerarch.com
tel. 604-253-8800

IMPORTANT: Copyright reserved. This design and drawing is the exclusive property of Cornerstone Architecture and cannot be used for any purpose without the written consent of the Architect. This drawing is not to be used for construction until issued for that purpose by the Architect.

Prior to commencement of the Work, it is the Contractor's responsibility to review and verify drawing dimensions, datums and levels. Discrepancies between information on this drawing and actual site conditions and / or the remaining Contract Documents shall be brought to the attention of the Architect for clarification prior to proceeding with the Work. DO NOT SCALE THE DRAWINGS.

Num.	YY MM DD	▲REVISION

Num.	YY MM DD	▲ISSUE
1	2024-03-7	Issued for DP Application

Unless signed & sealed, these drawings are not to be used for approval by an authority or for reliance by a client or third party, including the general public.

BUILDING CODE	BCBC 2018
ZONING	Rezoning
DEVELOPMENT PERMIT #	
BUILDING PERMIT #	
SCALE	1/8" = 1'-0"
PLOT DATE	Mar 5, 2024

REDBRIDGE SQUAMISH

PROJECT

Redbridge Development

Squamish, British Columbia

DRAWING

Plan: Level Roof, Bldg 6

PROJECT NO. 2119

DRAWING NO. A2.6

/Users/enigeczi/Library/CloudStorage/Dropbox/Cornerstone Dropbox Folders/Dropbox - Current Projects/1915 REDBRIDGE (NORTH)/1915 REDBRIDGE (N) CURRENT DRAWINGS VW2023/1915 REDBRIDGE_5N_Feb14_2024.vwx

US Arch D

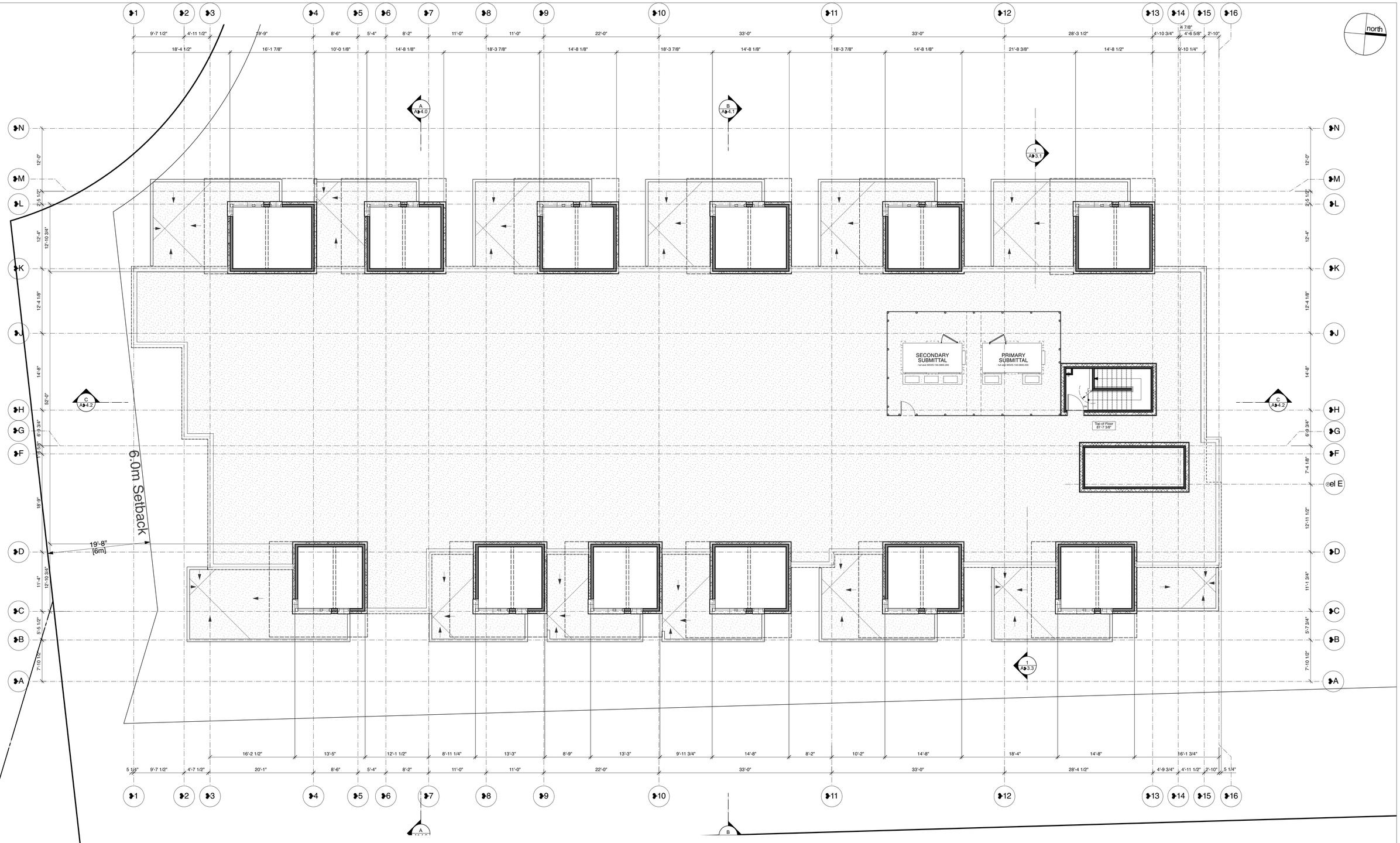

Floor Plan Key Plan

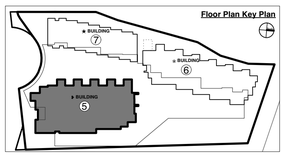

Dimension & framing notes:

unless shown otherwise, dimensions are taken as follows;

1. Concrete or masonry walls / columns - face of concrete or masonry wall
2. Exterior frame walls - face of exterior sheathing
3. Interior frame walls - face of stud
4. Interior suite-to-suite party walls - centerline of wall assembly
5. Gridlines are located at the face of concrete or masonry walls or columns, the face of exterior frame walls, centerline of party walls, or the face of interior frame walls (unless noted otherwise)
6. Confirm clear dimension for tubs & showers based on actual fixture size and adjacent wall types
7. Provide solid wood blocking at walls behind and adjacent to all toilets and baths/showers for the installation of future grab bars. Refer to the plans and details for more info.
8. Seal joints for all built-up-studs at exterior walls insulated with spray foam insulation.
9. Refer to the window schedule for window R.O. dimensions
10. Provide continuous drywall behind tubs/ shower bases (typical)

General drawing note:

Refer to wall, door, and window schedules for further information.
These plans are to be read in conjunction with the latest mechanical, electrical, civil, structural and fire suppression drawings. Structural, mechanical, plumbing information shown for reference and coordination only. Refer to appropriate plans for equipment and structural elements,sizing, etc.

CORNERSTONE architecture
307 - 611 Alexander Street
Vancouver, British Columbia,
Canada V6A 1E1

www.cornerarch.com
tel. 604-253-8800

IMPORTANT: Copyright reserved. This design and drawing is the exclusive property of Cornerstone Architecture and cannot be used for any purpose without the written consent of the Architect. This drawing is not to be used for construction until issued for that purpose by the Architect.

Prior to commencement of the Work, it is the Contractor's responsibility to review and verify drawing dimensions, datums and levels. Discrepancies between information on this drawing and actual site conditions and / or the remaining Contract Documents shall be brought to the attention of the Architect for clarification prior to proceeding with the Work. DO NOT SCALE THE DRAWINGS.

Num.	YY MM DD	▲REVISION
1	2024-03-7	Issued for DP Application

Num.	YY MM DD	▲ISSUE

Unless signed & sealed, these drawings are not to be used for approval by an authority or for reliance by a client or third party, including the general public.

BUILDING CODE	BCBC 2018
ZONING	Rezoning
DEVELOPMENT PERMIT #	
BUILDING PERMIT #	
SCALE	1/8" = 1'-0"
PLOT DATE	Mar 5, 2024

REDBRIDGE SQUAMISH

PROJECT

Redbridge Development

Squamish, British Columbia

DRAWING

Plan: Level Roof, Bldg 5

PROJECT NO. 2119

DRAWING NO. A2.7

US Arch D

/Users/enigeczi/Library/CloudStorage/Dropbox/Cornerstone Dropbox Folders/Dropbox - Current Projects/1915 REDBRIDGE (NORTH)/1915 REDBRIDGE (N) CURRENT DRAWINGS VW2023/1915 REDBRIDGE_SN_Feb14_2024.vwx



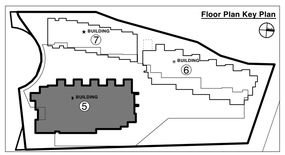

Dimension & framing notes:

unless shown otherwise, dimensions are taken as follows;

1. Concrete or masonry walls / columns - face of concrete or masonry wall
2. Exterior frame walls - face of exterior sheathing
3. Interior frame walls - face of stud
4. Interior suite-to-suite party walls - centerline of wall assembly
5. Gridlines are located at the face of concrete or masonry walls or columns, the face of exterior framed wall sheathing, and the center line of party wall assemblies (unless shown otherwise)
6. Confirm clear dimensions for tubs & showers based on actual fixture size and adjacent wall types
7. Provide solid wood blocking at walls behind and adjacent to all toilets and baths/showers for the installation of future grab bars. Refer to the plans and details for more info.
8. Seal joints for all built-up-studs at exterior walls insulated with spray foam insulation.
9. Refer to the window schedule for window R.O. dimensions
10. Provide continuous drywall behind tubs/ shower bases (typical)

General drawing note:

Refer to wall, door, and window schedules for further information.
These plans are to be read in conjunction with the latest mechanical, electrical, civil, structural and fire suppression drawings. Structural, mechanical, plumbing information shown for reference and coordination only. Refer to appropriate plans for equipment and structural elements,sizing, etc.

CORNERSTONE architecture

307 - 611 Alexander Street
Vancouver, British Columbia,
Canada V6A 1E1

www.cornerarch.com
tel. 604-253-8800

IMPORTANT: Copyright reserved. This design and drawing is the exclusive property of Cornerstone Architecture and cannot be used for any purpose without the written consent of the Architect. This drawing is not to be used for construction until issued for that purpose by the Architect.

Prior to commencement of the Work, it is the Contractor's responsibility to review and verify drawing dimensions, datums and levels. Discrepancies between information on this drawing and actual site conditions and / or the remaining Contract Documents shall be brought to the attention of the Architect for clarification prior to proceeding with the Work. DO NOT SCALE THE DRAWINGS.

Num.	YY MM DD	▲REVISION	Num.	YY MM DD	▲ISSUE
			1	2024-03-7	Issued for DP Application

Unless signed & sealed, these drawings are not to be used for approval by an authority or for reliance by a client or third party, including the general public.

BUILDING CODE	BCBC 2018
ZONING	Rezoning
DEVELOPMENT PERMIT #	
BUILDING PERMIT #	
SCALE	1/8" = 1'-0"
PLOT DATE	Jan 10, 2024

REDBRIDGE SQUAMISH

PROJECT

Redbridge Development

Squamish, British Columbia

DRAWING

Plan: Roof, Bldg 5

PROJECT NO. 2119

DRAWING NO. A2.8

/Users/enigeczi/Library/CloudStorage/Dropbox/Cornerstone Dropbox Folders/Dropbox - Current Projects/1915 REDBRIDGE (NORTH)/1915 REDBRIDGE (N) CURRENT DRAWINGS VW2023/1915 REDBRIDGE_5N_Feb14_2024.vwx

US Arch D



1 / A3.0 East Elevation Building 6
Scale: 1/8" = 1'-0"

Redbridge North - Building 5, 6 and 7

FINISH SCHEDULE

No.	Material	Material	Colour
1.1	Roof parapet with prefinished metal counter and cap flashing	Metal	Charcoal
1.2	Standing Seam Sheet Metal Roof	Metal	Charcoal
1.3	Metal soffit with slot ventialtion	Aluminium	Hemlock
1.4	Prefinished metal metal fascia	Metal	a. Polar White, b. Charcoal
2.1	Fibre cement - Vertical Artisan bevel channel siding	Cementitious Board	Charcoal
2.2	Fibre cement - Vertical Artisan bevel channel siding	Cementitious Board	Cobble Stone
2.3	Fibre cement - Horizontal lap siding	Cementitious Board	Cobble Stone
2.4	Fibre cement - Horizontal lap siding	Cementitious Board	Countrylane Red
2.5	Fibre cement - Vertical Artisan bevel channel siding	Cementitious Board	Boothbay Blue
2.6	Fibre cement - Shingle Rough siding	Cementitious Board	Khaki Brown
2.7	Fibre cement - Shingle Rough siding	Cementitious Board	Arctic White
2.8	Natural Stone caldding	Natural Stone	
2.9	Through wall flashing	Metal	Charcoal Grey
3.1	Double-glazed vinyl windows, sliding-glazed doors & french doors residential	Vinyl	Black
3.2	Painted Steel entry door	Steel	Roycroft Copper Red (SW2839)
3.3	Painted Steel entry door	Steel	Charcoal Grey
3.4	Stanchion glass guardrail system c/w glass, cap & additional screen	-	Clear
3.5	Stanchion glass guardrail system at base	-	Brushed
3.6	Steel guardrail with vertical pickets	Aluminium	Iron Ore
3.7	Prefinished metal counter flashing (fascia) c/w metal soffit & slot ventialtion	Metal	Iron Ore
3.8	Parkade garage door residential	Aluminium	Iron Ore

GENERAL NOTES:

ALL AJACENT TRIMS TO MATCH CLADDING MATERIAL

Redbridge North - Building 5, 6 and 7

FINISH SCHEDULE

No.	Material	Material	Colour
4.1	Aluminium gates with opaque glass	Aluminium	Iron Gray
4.2	Aluminium planters	Aluminium	Iron Gray
4.3	Wood columns with metal clading		Iron Ore
4.4	Heavy timber wood trellis (fire retardant treated wood) with painted finish metal connectors and flat cap where exposed	Wood	Hemlock
4.5	Board formed architectural concrete wall with reveals & elastomeric paint	Concrete	Clear Coat
5.1	Steel post	Steel	Charcoal
5.2	Concrete wall, canopy and decorative ledge	Concrete	Clear Coat
5.3	Slats	Aluminium	Hemlock
5.4	Metal stair with perforated treads and guard rail - 1/2" Round	Metal	Charcoal
5.5	Greencable greenery system	Aluminium	Charcoal
5.6	Gutters and downspots	Aluminium	Charcoal Grey
5.7	Aluminium signage	Aluminium	Balck
5.8	Canopy with address cutout & Signage	Aluminium	Charcoal

CORNERSTONE architecture
307 - 611 Alexander Street
Vancouver, British Columbia,
Canada V6A 1E1
www.cornerarch.com
tel. 604-253-8800

IMPORTANT: Copyright reserved. This design and drawing is the exclusive property of Cornerstone Architecture and cannot be used for any purpose without the written consent of the Architect. This drawing is not to be used for construction until issued for that purpose by the Architect.

Prior to commencement of the Work, it is the Contractor's responsibility to review and verify drawing dimensions, datums and levels. Discrepancies between information on this drawing and actual site conditions and / or the remaining Contract Documents shall be brought to the attention of the Architect for clarification prior to proceeding with the Work. DO NOT SCALE THE DRAWINGS.

Num.	YY MM DD	▲REVISION

Num.	YY MM DD	▲ISSUE
1	2024-03-7	Issued for DP Application

Unless signed & sealed, these drawings are not to be used for approval by an authority or for reliance by a client or third party, including the general public.

BUILDING CODE	BCBC 2018
ZONING	Rezoning
DEVELOPMENT PERMIT #	
BUILDING PERMIT #	
SCALE	1/8" = 1'-0"
PLOT DATE	Mar 5, 2024

REDBRIDGE SQUAMISH

PROJECT

Redbridge Development

Squamish, British Columbia

DRAWING

East Elevations, Bldg 5

PROJECT NO. 2119

DRAWING NO. A3.0

/Users/enigeczi/Library/CloudStorage/Dropbox/Cornerstone Dropbox Folders/Dropbox - Current Projects/1915 REDBRIDGE (NORTH)/1915 REDBRIDGE (N) CURRENT DRAWINGS VW2023/1915 REDBRIDGE_5N_Feb14_2024.vwx

US Arch D

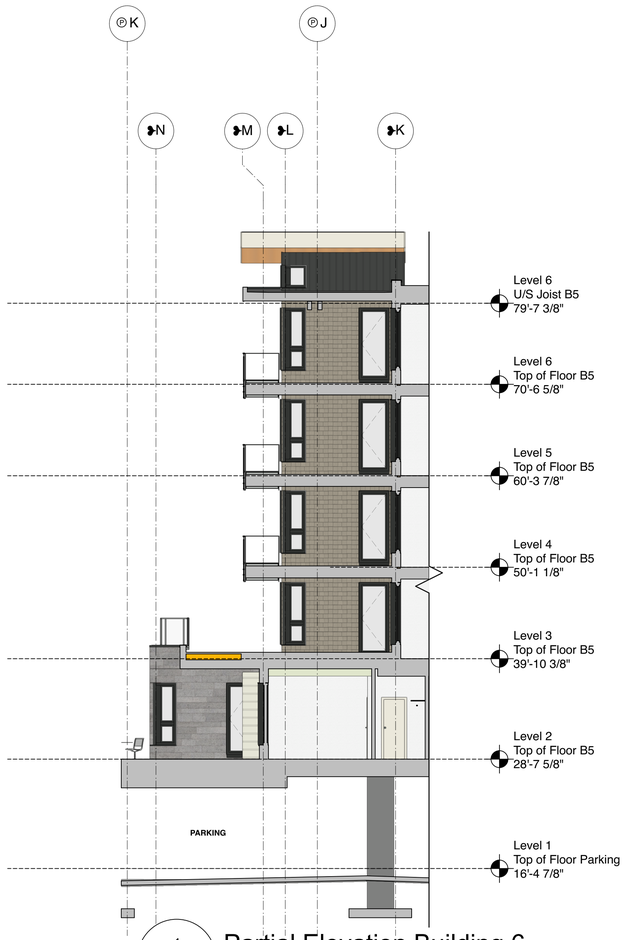

1 / A3.1 Partial Elevation Building 6
Scale: 1/8" = 1'-0"



2 / A3.1 South Elevation Building 6
Scale: 1/8" = 1'-0"

Redbridge North - Building 5, 6 and 7

FINISH SCHEDULE

No.	Material	Material	Colour
1.1	Roof parapet with prefinished metal counter and cap flashing	Metal	Charcoal
1.2	Standing Seam Sheet Metal Roof	Metal	Charcoal
1.3	Metal soffit with slot ventialtion	Aluminium	Hemlock
1.4	Prefinished metal metal fascia	Metal	a. Polar White, b. Charcoal
2.1	Fibre cement - Vertical Artisan bevel channel siding	Cementitious Board	Charcoal
2.2	Fibre cement - Vertical Artisan bevel channel siding	Cementitious Board	Cobble Stone
2.3	Fibre cement - Horizontal lap siding	Cementitious Board	Cobble Stone
2.4	Fibre cement - Horizontal lap siding	Cementitious Board	Countrylane Red
2.5	Fibre cement - Vertical Artisan bevel channel siding	Cementitious Board	Boothbay Blue
2.6	Fibre cement - Shingle Rough siding	Cementitious Board	Khaki Brown
2.7	Fibre cement - Shingle Rough siding	Cementitious Board	Arctic White
2.8	Natural Stone caldding	Natural Stone	
2.9	Through wall flashing	Metal	Charcoal Grey
3.1	Double-glazed vinyl windows, sliding-glazed doors & french doors residential	Vinyl	Black
3.2	Painted Steel entry door	Steel	Roycroft Copper Red (SW2839)
3.3	Painted Steel entry door	Steel	Charcoal Grey
3.4	Stanchion glass guardrail system c/w glass, cap & additional screen	-	Clear
3.5	Stanchion glass guardrail system at base	-	Brushed
3.6	Steel guardrail with vertical pickets	Aluminium	Iron Ore
3.7	Prefinished metal counter flashing (fascia) c/w metal soffit & slot ventialtion	Metal	Iron Ore
3.8	Parkade garage door residential	Aluminium	Iron Ore

GENERAL NOTES:

ALL AJACENT TRIMS TO MATCH CLADDING MATERIAL

Redbridge North - Building 5, 6 and 7

FINISH SCHEDULE

No.	Material	Material	Colour
4.1	Aluminium gates with opaque glass	Aluminium	Iron Gray
4.2	Aluminium planters	Aluminium	Iron Gray
4.3	Wood columns with metal clading		Iron Ore
4.4	Heavy timber wood trellis (fire retardant treated wood) with painted finish metal connectors and flat cap where exposed	Wood	Hemlock
4.5	Board formed architectural concrete wall with reveals & elastomeric paint	Concrete	Clear Coat
5.1	Steel post	Steel	Charcoal
5.2	Concrete wall, canopy and decorative ledge	Concrete	Clear Coat
5.3	Slats	Aluminium	Hemlock
5.4	Metal stair with perforated treads and guard rail - 1/2" Round	Metal	Charcoal
5.5	Greencable greenery system	Aluminium	Charcoal
5.6	Gutters and downspots	Aluminium	Charcoal Grey
5.7	Aluminium signage	Aluminium	Balck
5.8	Canopy with address cutout & Signage	Aluminium	Charcoal

CORNERSTONE architecture
307 - 611 Alexander Street
Vancouver, British Columbia,
Canada V6A 1E1
www.cornerarch.com
tel. 604-253-8800

IMPORTANT: Copyright reserved. This design and drawing is the exclusive property of Cornerstone Architecture and cannot be used for any purpose without the written consent of the Architect. This drawing is not to be used for construction until issued for that purpose by the Architect.

Prior to commencement of the Work, it is the Contractor's responsibility to review and verify drawing dimensions, datums and levels. Discrepancies between information on this drawing and actual site conditions and / or the remaining Contract Documents shall be brought to the attention of the Architect for clarification prior to proceeding with the Work. DO NOT SCALE THE DRAWINGS.

Num.	YY MM DD	▲REVISION
1	2024-03-7	Issued for DP Application

Num.	YY MM DD	▲ISSUE

Unless signed & sealed, these drawings are not to be used for approval by an authority or for reliance by a client or third party, including the general public.

BUILDING CODE	BCBC 2018
ZONING	Rezoning
DEVELOPMENT PERMIT #	
BUILDING PERMIT #	
SCALE	1/8" = 1'-0"
PLOT DATE	Mar 5, 2024

REDBRIDGE SQUAMISH

PROJECT
Redbridge Development
Squamish, British Columbia

DRAWING
South & Partial Elevations, Bldg 5

PROJECT NO. 2119

DRAWING NO. **A3.1**

/Users/enigeczi/Library/CloudStorage/Dropbox/Cornerstone Dropbox Folders/Dropbox - Current Projects/1915 REDBRIDGE (NORTH)/1915 REDBRIDGE (N) CURRENT DRAWINGS VW2023/1915 REDBRIDGE_5N_Feb14_2024.vwx

US Arch D



1 / A3.2 West Elevation Building 6
Scale: 1/8" = 1'-0"

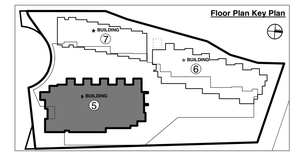

Redbridge North - Building 5, 6 and 7

FINISH SCHEDULE

No.	Material	Material	Colour
1.1	Roof parapet with prefinished metal counter and cap flashing	Metal	Charcoal
1.2	Standing Seam Sheet Metal Roof	Metal	Charcoal
1.3	Metal soffit with slot ventialtion	Aluminium	Hemlock
1.4	Prefinished metal metal fascia	Metal	a. Polar White, b. Charcoal
2.1	Fibre cement - Vertical Artisan bevel channel siding	Cementitious Board	Charcoal
2.2	Fibre cement - Vertical Artisan bevel channel siding	Cementitious Board	Cobble Stone
2.3	Fibre cement - Horizontal lap siding	Cementitious Board	Cobble Stone
2.4	Fibre cement - Horizontal lap siding	Cementitious Board	Countrylane Red
2.5	Fibre cement - Vertical Artisan bevel channel siding	Cementitious Board	Boothbay Blue
2.6	Fibre cement - Shingle Rough siding	Cementitious Board	Khaki Brown
2.7	Fibre cement - Shingle Rough siding	Cementitious Board	Arctic White
2.8	Natural Stone caldding	Natural Stone	
2.9	Through wall flashing	Metal	Charcoal Grey
3.1	Double-glazed vinyl windows, sliding-glazed doors & french doors residential	Vinyl	Black
3.2	Painted Steel entry door	Steel	Roycroft Copper Red (SW2839)
3.3	Painted Steel entry door	Steel	Charcoal Grey
3.4	Stanchion glass guardrail system c/w glass, cap & additional screen	-	Clear
3.5	Stanchion glass guardrail system at base	-	Brushed
3.6	Steel guardrail with vertical pickets	Aluminium	Iron Ore
3.7	Prefinished metal counter flashing (fascia) c/w metal soffit & slot ventialtion	Metal	Iron Ore
3.8	Parkade garage door residential	Aluminium	Iron Ore

GENERAL NOTES:

ALL AJACENT TRIMS TO MATCH CLADDING MATERIAL

Redbridge North - Building 5, 6 and 7

FINISH SCHEDULE

No.	Material	Material	Colour
4.1	Aluminium gates with opaque glass	Aluminium	Iron Gray
4.2	Aluminium planters	Aluminium	Iron Gray
4.3	Wood columns with metal cladding		Iron Ore
4.4	Heavy timber wood trellis (fire retardant treated wood) with painted finish metal connectors and flat cap where exposed	Wood	Hemlock
4.5	Board formed architectural concrete wall with reveals & elastomeric paint	Concrete	Clear Coat
5.1	Steel post	Steel	Charcoal
5.2	Concrete wall, canopy and decorative ledge	Concrete	Clear Coat
5.3	Slats	Aluminium	Hemlock
5.4	Metal stair with perforated treads and guard rail - 1/2" Round	Metal	Charcoal
5.5	Greencable greenery system	Aluminium	Charcoal
5.6	Gutters and downspots	Aluminium	Charcoal Grey
5.7	Aluminium signage	Aluminium	Balck
5.8	Canopy with address cutout & Signage	Aluminium	Charcoal

CORNERSTONE architecture
307 - 611 Alexander Street
Vancouver, British Columbia,
Canada V6A 1E1

www.cornerarch.com
tel. 604-253-8800

IMPORTANT: Copyright reserved. This design and drawing is the exclusive property of Cornerstone Architecture and cannot be used for any purpose without the written consent of the Architect. This drawing is not to be used for construction until issued for that purpose by the Architect.

Prior to commencement of the Work, it is the Contractor's responsibility to review and verify drawing dimensions, datums and levels. Discrepancies between information on this drawing and actual site conditions and / or the remaining Contract Documents shall be brought to the attention of the Architect for clarification prior to proceeding with the Work. DO NOT SCALE THE DRAWINGS.

Num.	YY MM DD	▲REVISION
1	2024-03-7	Issued for DP Application

Num.	YY MM DD	▲ISSUE

Unless signed & sealed, these drawings are not to be used for approval by an authority or for reliance by a client or third party, including the general public.

BUILDING CODE	BCBC 2018
ZONING	Rezoning
DEVELOPMENT PERMIT #	
BUILDING PERMIT #	
SCALE	1/8" = 1'-0"
PLOT DATE	Mar 5, 2024

REDBRIDGE SQUAMISH

PROJECT
Redbridge Development
Squamish, British Columbia

DRAWING
West Elevation, Bldg 5

PROJECT NO. 2119

DRAWING NO. **A3.2**

US Arch D

/Users/enigeczi/Library/CloudStorage/Dropbox/Cornerstone Dropbox Folders/Dropbox - Current Projects/1915 REDBRIDGE (NORTH)/1915 REDBRIDGE (N) CURRENT DRAWINGS VW2023/1915 REDBRIDGE_SN_Feb14_2024.vwx

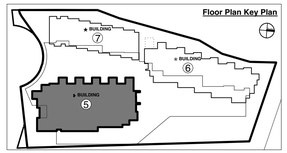

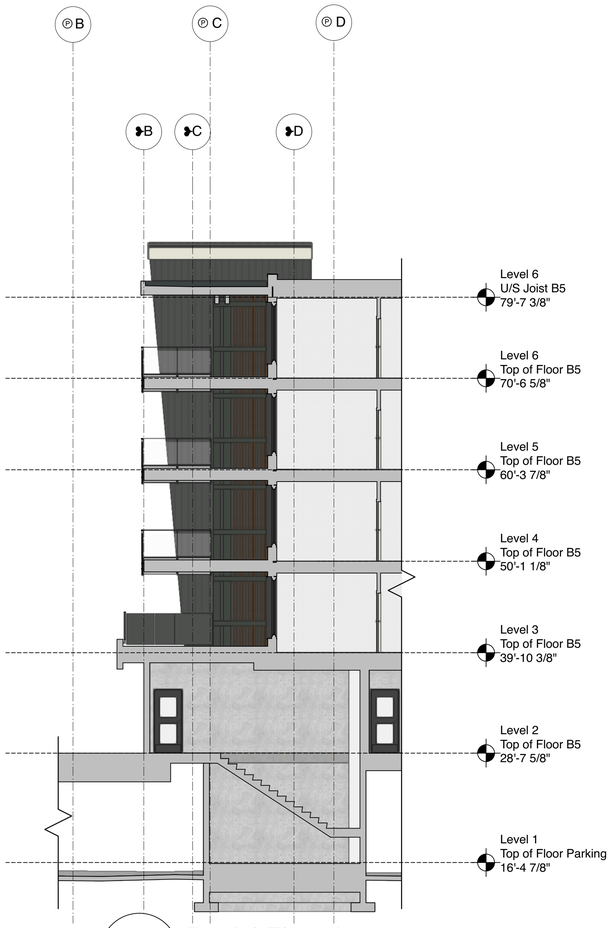

1 / A3.3 Partial Elevation
Scale: 1/8" = 1'-0"



2 / A3.3 North Elevation Building 6
Scale: 1/8" = 1'-0"

Redbridge North - Building 5, 6 and 7

FINISH SCHEDULE

No.	Material	Material	Colour
1.1	Roof parapet with prefinished metal counter and cap flashing	Metal	Charcoal
1.2	Standing Seam Sheet Metal Roof	Metal	Charcoal
1.3	Metal soffit with slot ventialtion	Aluminium	Hemlock
1.4	Prefinished metal metal fascia	Metal	a. Polar White, b. Charcoal
2.1	Fibre cement - Vertical Artisan bevel channel siding	Cementitious Board	Charcoal
2.2	Fibre cement - Vertical Artisan bevel channel siding	Cementitious Board	Cobble Stone
2.3	Fibre cement - Horizontal lap siding	Cementitious Board	Cobble Stone
2.4	Fibre cement - Horizontal lap siding	Cementitious Board	Countrylane Red
2.5	Fibre cement - Vertical Artisan bevel channel siding	Cementitious Board	Boothbay Blue
2.6	Fibre cement - Shingle Rough siding	Cementitious Board	Khaki Brown
2.7	Fibre cement - Shingle Rough siding	Cementitious Board	Arctic White
2.8	Natural Stone caldding	Natural Stone	
2.9	Through wall flashing	Metal	Charcoal Grey
3.1	Double-glazed vinyl windows, sliding-glazed doors & french doors residential	Vinyl	Black
3.2	Painted Steel entry door	Steel	Roycroft Copper Red (SW2839)
3.3	Painted Steel entry door	Steel	Charcoal Grey
3.4	Stanchion glass guardrail system c/w glass, cap & additional screen	-	Clear
3.5	Stanchion glass guardrail system at base	-	Brushed
3.6	Steel guardrail with vertical pickets	Aluminium	Iron Ore
3.7	Prefinished metal counter flashing (fascia) c/w metal soffit & slot ventialtion	Metal	Iron Ore
3.8	Parkade garage door residential	Aluminium	Iron Ore

Redbridge North - Building 5, 6 and 7

FINISH SCHEDULE

No.	Material	Material	Colour
4.1	Aluminium gates with opaque glass	Aluminium	Iron Gray
4.2	Aluminium planters	Aluminium	Iron Gray
4.3	Wood columns with metal cladding		Iron Ore
4.4	Heavy timber wood trellis (fire retardant treated wood) with painted finish metal connectors and flat cap where exposed	Wood	Hemlock
4.5	Board formed architectural concrete wall with reveals & elastomeric paint	Concrete	Clear Coat
5.1	Steel post	Steel	Charcoal
5.2	Concrete wall, canopy and decorative ledge	Concrete	Clear Coat
5.3	Slats	Aluminium	Hemlock
5.4	Metal stair with perforated treads and guard rail - 1/2" Round	Metal	Charcoal
5.5	Greencable greenery system	Aluminium	Charcoal
5.6	Gutters and downspots	Aluminium	Charcoal Grey
5.7	Aluminium signage	Aluminium	Balck
5.8	Canopy with address cutout & Signage	Aluminium	Charcoal

GENERAL NOTES:

ALL AJACENT TRIMS TO MATCH CLADDING MATERIAL

CORNERSTONE architecture
307 - 611 Alexander Street
Vancouver, British Columbia,
Canada V6A 1E1

www.cornerarch.com
tel. 604-253-8800

IMPORTANT: Copyright reserved. This design and drawing is the exclusive property of Cornerstone Architecture and cannot be used for any purpose without the written consent of the Architect. This drawing is not to be used for construction until issued for that purpose by the Architect.

Prior to commencement of the Work, it is the Contractor's responsibility to review and verify drawing dimensions, datums and levels. Discrepancies between information on this drawing and actual site conditions and / or the remaining Contract Documents shall be brought to the attention of the Architect for clarification prior to proceeding with the Work. DO NOT SCALE THE DRAWINGS.

Num.	YY MM DD	▲REVISION

Num.	YY MM DD	▲ISSUE
1	2024-03-7	Issued for DP Application

Unless signed & sealed, these drawings are not to be used for approval by an authority or for reliance by a client or third party, including the general public.

BUILDING CODE	BCBC 2018
ZONING	Rezoning
DEVELOPMENT PERMIT #	
BUILDING PERMIT #	
SCALE	1/8" = 1'-0"
PLOT DATE	Mar 5, 2024

REDBRIDGE SQUAMISH

PROJECT

Redbridge Development

Squamish, British Columbia

DRAWING

North & Partial Elevations, Bldg 5

PROJECT NO. 2119

DRAWING NO. A3.3

/Users/enigeczi/Library/CloudStorage/Dropbox/Cornerstone Dropbox Folders/Dropbox - Current Projects/1915 REDBRIDGE (NORTH)/1915 REDBRIDGE (N) CURRENT DRAWINGS VW2023/1915 REDBRIDGE_5N_Feb14_2024.vwx

US Arch D

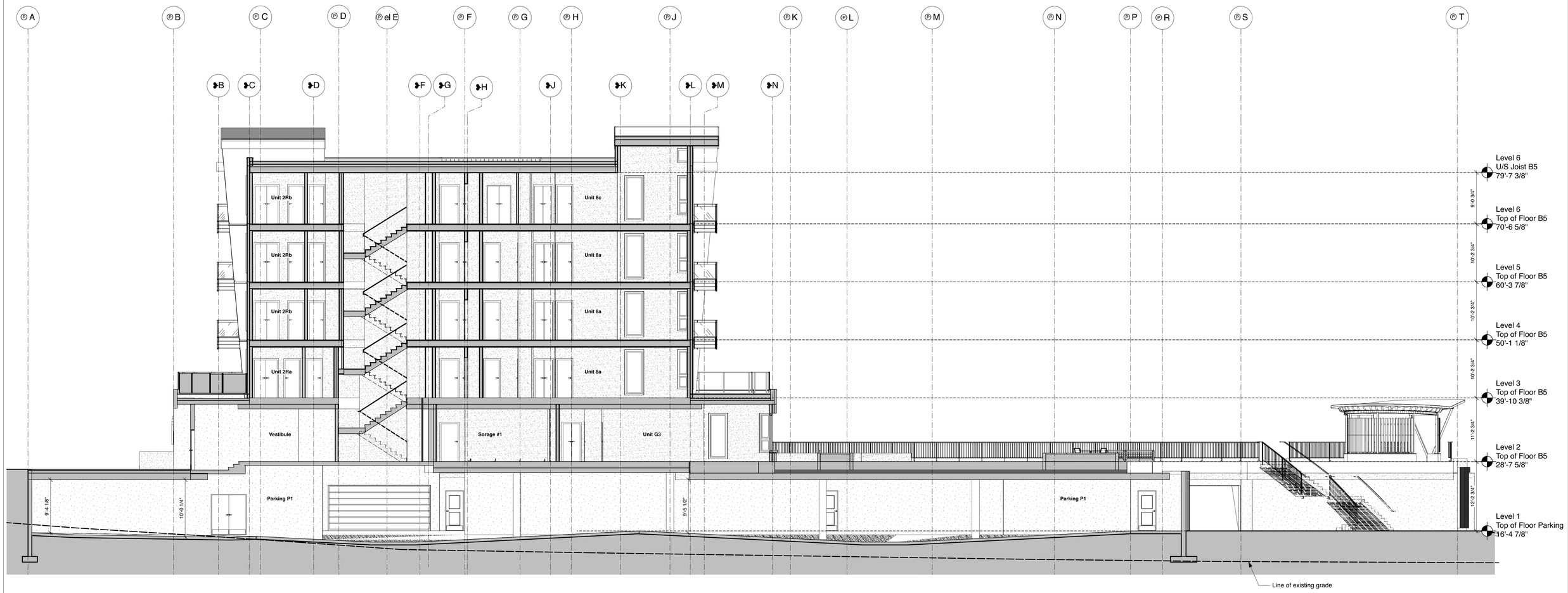

A
A4.0

Building 5 - Section A-A

Scale: 1/8" = 1'-0"

CORNERSTONE architecture

307 - 611 Alexander Street
Vancouver, British Columbia,
Canada V6A 1E1

www.cornerarch.com
tel. 604-253-8800

IMPORTANT: Copyright reserved. This design and drawing is the exclusive property of Cornerstone Architecture and cannot be used for any purpose without the written consent of the Architect. This drawing is not to be used for construction until issued for that purpose by the Architect.

Prior to commencement of the Work, it is the Contractor's responsibility to review and verify drawing dimensions, datums and levels. Discrepancies between information on this drawing and actual site conditions and / or the remaining Contract Documents shall be brought to the attention of the Architect for clarification prior to proceeding with the Work. DO NOT SCALE THE DRAWINGS.

Num.	YY MM DD	▲REVISION
1	2024-03-7	Issued for DP Application

▲ISSUE	
BUILDING CODE	BCBC 2018
ZONING	Rezoning
DEVELOPMENT PERMIT #	
BUILDING PERMIT #	
SCALE	1/8" = 1'-0"
PLOT DATE	Mar 5, 2024

Unless signed & sealed, these drawings are not to be used for approval by an authority or for reliance by a client or third party, including the general public.

REDBRIDGE SQUAMISH

PROJECT
Redbridge Development
Squamish, British Columbia

DRAWING
Section A-A, Bldg 5

PROJECT NO. 2119

DRAWING NO. A4.0

US Arch D

/Users/enigeczi/Library/CloudStorage/Dropbox/Cornerstone Dropbox Folders/Dropbox - Current Projects/1915 REDBRIDGE (NORTH)/1915 REDBRIDGE (N) CURRENT DRAWINGS VW2023/1915 REDBRIDGE_5N_Feb14_2024.vwx

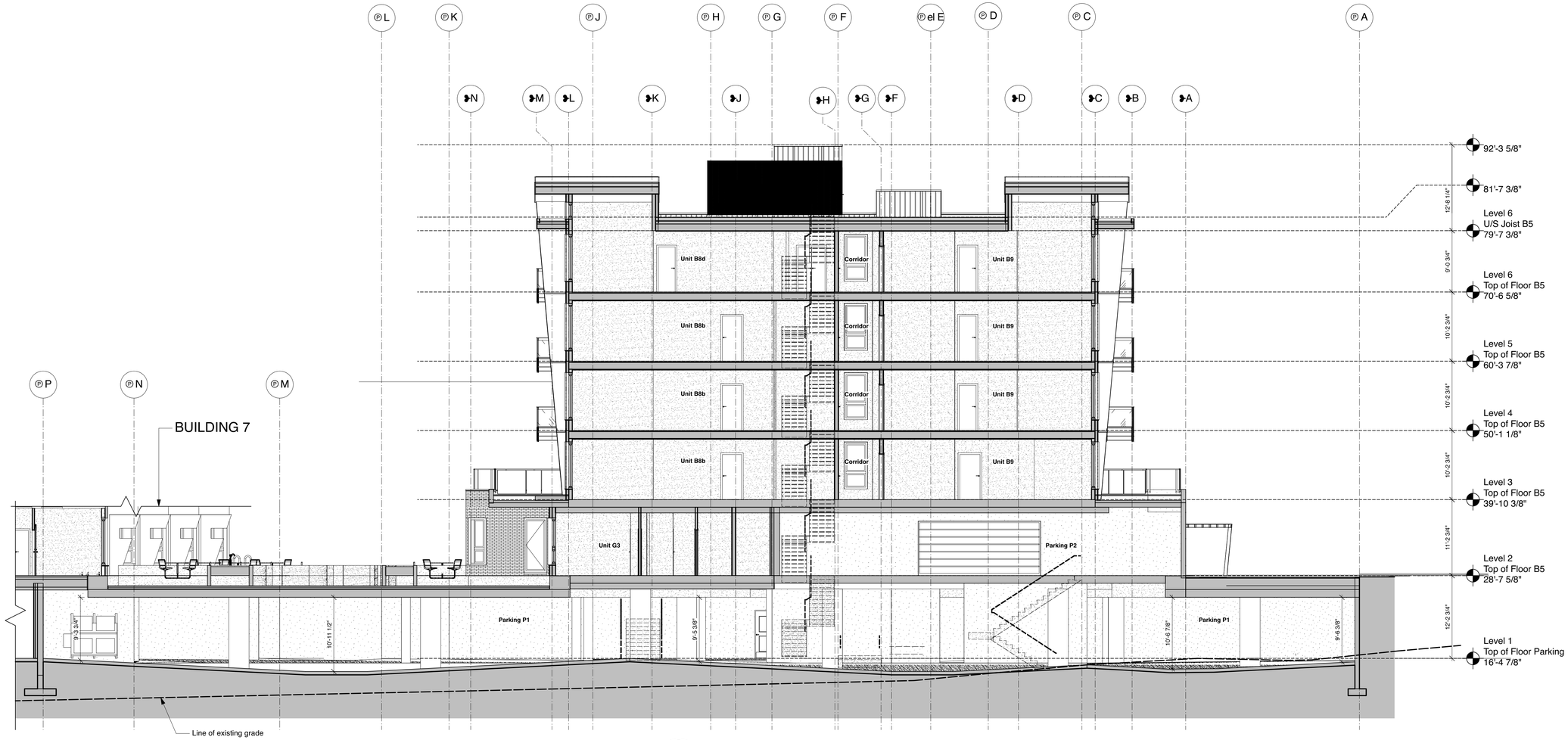

B / A4.1 Building 5 - Section B-B

Scale: 1/8" = 1'-0"

CORNERSTONE architecture
307 - 611 Alexander Street
Vancouver, British Columbia,
Canada V6A 1E1
www.cornerarch.com
tel. 604-253-8800

IMPORTANT: Copyright reserved. This design and drawing is the exclusive property of Cornerstone Architecture and cannot be used for any purpose without the written consent of the Architect. This drawing is not to be used for construction until issued for that purpose by the Architect.

Prior to commencement of the Work, it is the Contractor's responsibility to review and verify drawing dimensions, datums and levels. Discrepancies between information on this drawing and actual site conditions and / or the remaining Contract Documents shall be brought to the attention of the Architect for clarification prior to proceeding with the Work. DO NOT SCALE THE DRAWINGS.

Num.	YY MM DD	▲REVISION

Num.	YY MM DD	▲ISSUE
1	2024-03-7	Issued for DP Application

Unless signed & sealed, these drawings are not to be used for approval by an authority or for reliance by a client or third party, including the general public.

BUILDING CODE	BCBC 2018
ZONING	Rezoning
DEVELOPMENT PERMIT #	
BUILDING PERMIT #	
SCALE	1/8" = 1'-0"
PLOT DATE	Mar 5, 2024

REDBRIDGE SQUAMISH

PROJECT

Redbridge Development

Squamish, British Columbia

DRAWING

Section B-B, Bldg 5

PROJECT NO. 2119

DRAWING NO. A4.1

US Arch D

/Users/enigeczi/Library/CloudStorage/Dropbox/Cornerstone Dropbox Folders/Dropbox - Current Projects/1915 REDBRIDGE (NORTH)/1915 REDBRIDGE (N) CURRENT DRAWINGS VW2023/1915 REDBRIDGE_5N_Feb14_2024.vwx

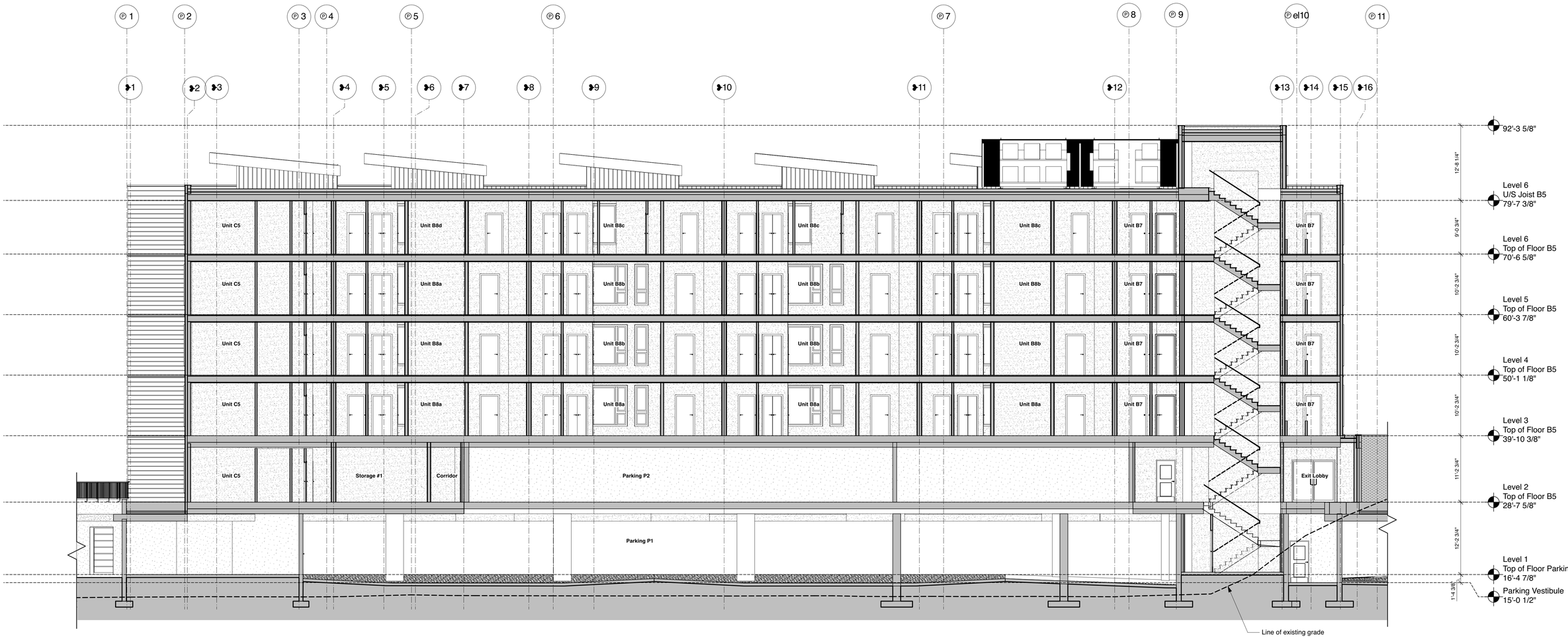

C / A4.2 Building 5 - Section C-C
Scale: 1/8" = 1'-0"

CORNERSTONE architecture
307 - 611 Alexander Street
Vancouver, British Columbia,
Canada V6A 1E1

www.cornerarch.com
tel. 604-253-8800

IMPORTANT: Copyright reserved. This design and drawing is the exclusive property of Cornerstone Architecture and cannot be used for any purpose without the written consent of the Architect. This drawing is not to be used for construction until issued for that purpose by the Architect.

Prior to commencement of the Work, it is the Contractor's responsibility to review and verify drawing dimensions, datums and levels. Discrepancies between information on this drawing and actual site conditions and / or the remaining Contract Documents shall be brought to the attention of the Architect for clarification prior to proceeding with the Work. DO NOT SCALE THE DRAWINGS.

Num.	YY MM DD	▲REVISION
1	2024-03-7	Issued for DP Application

▲ISSUE

Unless signed & sealed, these drawings are not to be used for approval by an authority or for reliance by a client or third party, including the general public.

BUILDING CODE	BCBC 2018
ZONING	Rezoning
DEVELOPMENT PERMIT #	
BUILDING PERMIT #	
SCALE	1/8" = 1'-0"
PLOT DATE	Mar 5, 2024

REDBRIDGE SQUAMISH

PROJECT
Redbridge Development
Squamish, British Columbia

DRAWING
Section C-C, Bldg 5

PROJECT NO. 2119

DRAWING NO. A4.2

US Arch D

/Users/enigeczi/Library/CloudStorage/Dropbox/Cornerstone Dropbox Folders/Dropbox - Current Projects/1915 REDBRIDGE (NORTH)/1915 REDBRIDGE (N) CURRENT DRAWINGS VW2023/1915 REDBRIDGE_5N_Feb14_2024.vwx

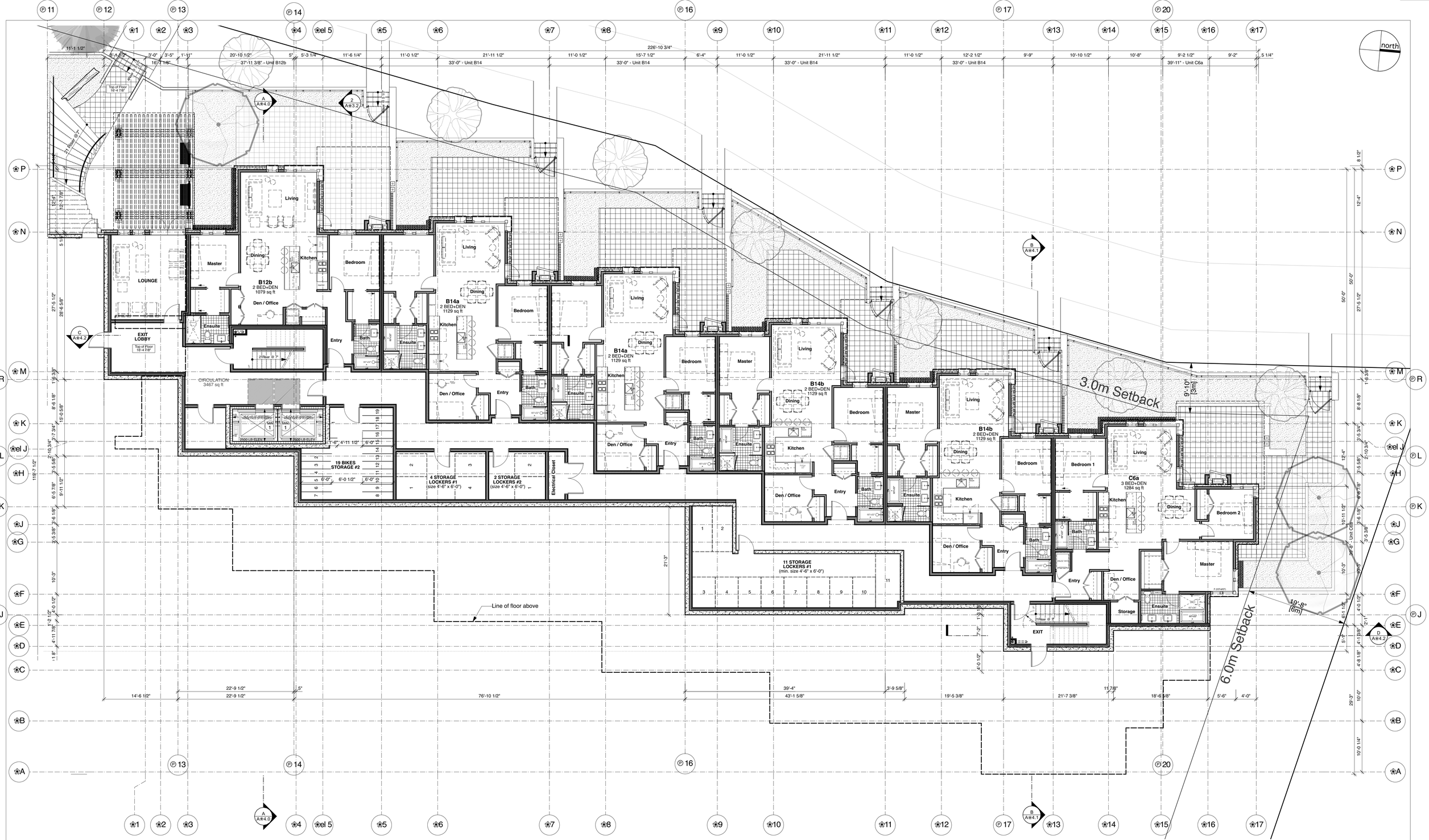
north
3.0m Setback
6.0m Setback
Line of floor above
LOUNGE
Master
Dining
Kitchen
Living
Bedroom
Den / Office
Ensuite
Entry
Bath
B12b
2 BED+DEN
1079 sq ft
B14a
2 BED+DEN
1129 sq ft
B14b
2 BED+DEN
1129 sq ft
C6a
3 BED+DEN
1284 sq ft
Bedroom 1
Bedroom 2
EXIT LOBBY
CIRCULATION
3467 sq ft
19 BIKES STORAGE #2
4 STORAGE LOCKERS #1
(size 4'-6" x 6'-0")
2 STORAGE LOCKERS #2
(size 4'-6" x 6'-0")
Electrical Closet
11 STORAGE LOCKERS #1
(min. size 4'-6" x 6'-0")
Storage
EXIT
Uni Cloud
Top of Floor 16'-4 7/8"
Top of Floor 16'-4 7/8"
2 Risers @ 7"
3 Risers @ 7"
2 Risers @ 7"
2 Risers @ 7"
2

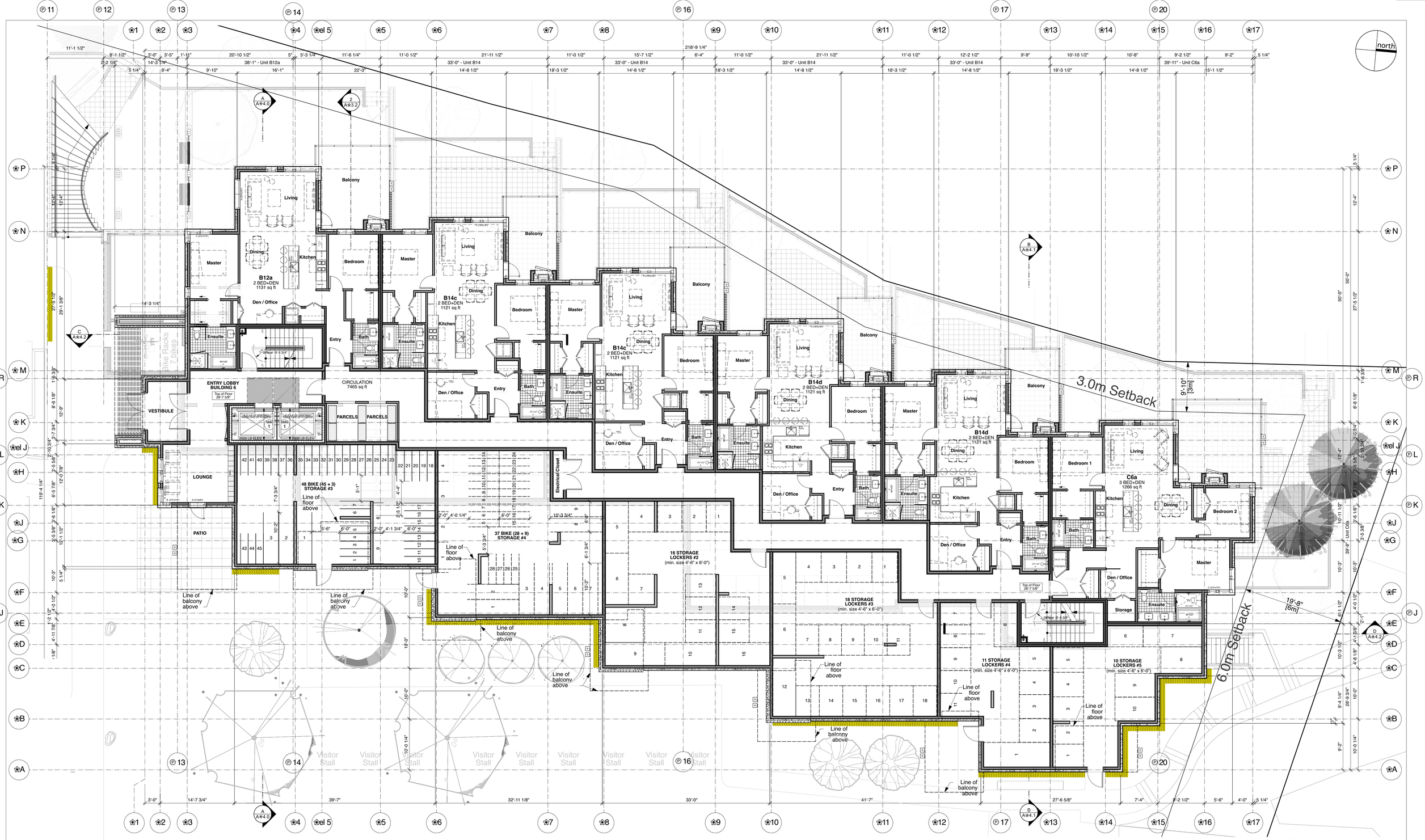

Floor Plan Key Plan

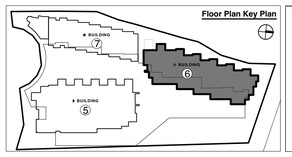

Dimension & framing notes:

unless shown otherwise, dimensions are taken as follows;

1. Concrete or masonry walls / columns - face of concrete or masonry wall
2. Exterior frame walls - face of exterior sheathing
3. Interior frame walls - face of stud
4. Interior suite-to-suite party walls - centerline on wall assembly
5. Gridlines are taken at the face of concrete, masonry walls or columns, the face of exterior sheathing or sheathing, and the center line of party wall assemblies (unless shown otherwise)
6. Confirm clear dimension for tubs & showers based on actual fixture size and adjacent wall types
7. Provide solid wood blocking at walls behind and adjacent to all toilets and baths/showers for the installation of future grab bars. Refer to the plans and details for more info.
8. Seal joints for all built-up-studs at exterior walls insulated with spray foam insulation.
9. Refer to the window schedule for window R.O. dimensions.
10. Provide continuous drywall behind tubs/ shower bases (typical)

General drawing note:

Refer to wall, door, and window schedules for further information.
These plans are to be read in conjunction with the latest mechanical, electrical, civil, structural and fire suppression drawings. Structural, mechanical, plumbing information shown for reference and coordination only. Refer to appropriate plans for equipment and structural elements,sizing, etc.

CORNERSTONE architecture
307 - 611 Alexander Street
Vancouver, British Columbia,
Canada V6A 1E1

www.cornerarch.com
tel. 604-253-8800

IMPORTANT: Copyright reserved. This design and drawing is the exclusive property of Cornerstone Architecture and cannot be used for any purpose without the written consent of the Architect. This drawing is not to be used for construction until issued for that purpose by the Architect.

Prior to commencement of the Work, it is the Contractor's responsibility to review and verify drawing dimensions, datums and levels. Discrepancies between information on this drawing and actual site conditions and / or the remaining Contract Documents shall be brought to the attention of the Architect for clarification prior to proceeding with the Work. DO NOT SCALE THE DRAWINGS.

Num.	YY MM DD	▲REVISION

Num.	YY MM DD	▲ISSUE
1	2024-03-7	Issued for DP Application

Unless signed & sealed, these drawings are not to be used for approval by an authority or for reliance by a client or third party, including the general public.

BUILDING CODE	BCBC 2018
ZONING	Rezoning
DEVELOPMENT PERMIT #	
BUILDING PERMIT #	
SCALE	1/8" = 1'-0"
PLOT DATE	Mar 5, 2024

REDBRIDGE SQUAMISH

PROJECT
Redbridge Development
Squamish, British Columbia

DRAWING
Plan: Level 2, Bldg 6

PROJECT NO. 2119

DRAWING NO. A❀2.1

US Arch D

/Users/enigeczi/Library/CloudStorage/Dropbox/Cornerstone Dropbox Folders/Dropbox - Current Projects/1915 REDBRIDGE (NORTH)/1915 REDBRIDGE (N) CURRENT DRAWINGS VW2023/1915 REDBRIDGE_6N_Feb14_2024.vwx

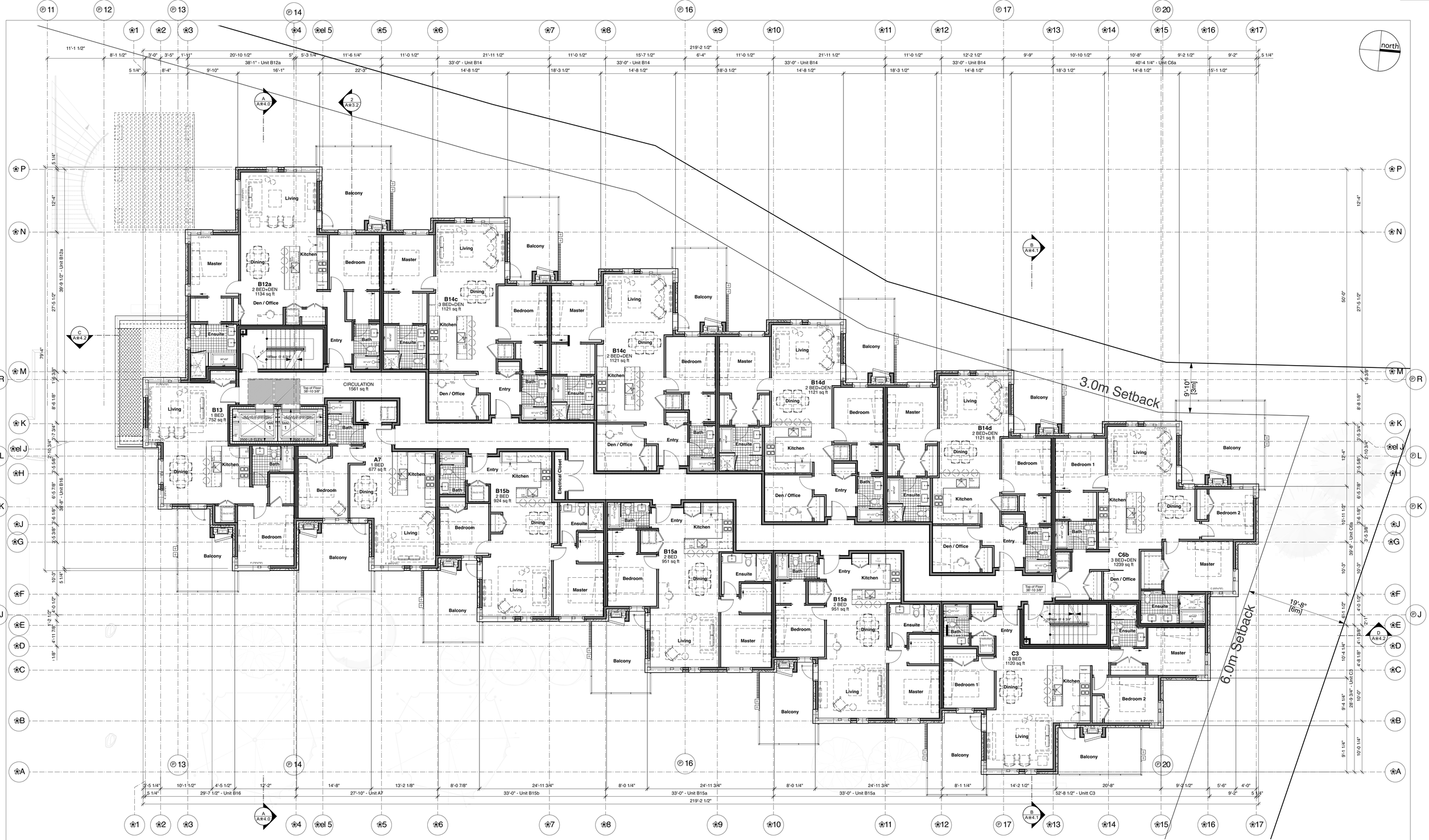

Floor Plan Key Plan

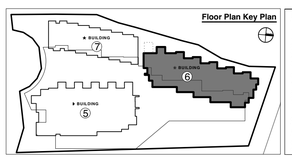

Dimension & framing notes:

unless shown otherwise, dimensions are taken as follows;

1. Concrete or masonry walls / columns - face of concrete or masonry wall
2. Exterior frame walls - face of exterior sheathing
3. Interior frame walls - face of stud
4. Party walls / demising party walls - centre of wall assembly
5. Gridlines are located at the face of concrete or masonry walls or columns, the face of exterior framed wall sheathing, and the center line of party wall assemblies (unless shown otherwise)
6. Confirm clear dimension for tubs & showers based on actual fixture size and adjacent wall types
7. Provide solid wood blocking at walls behind and adjacent to all toilets and baths/showers for the installation of future grab bars. Refer to the plans and details for more info.
8. Seal joints for all built-up-studs at exterior walls insulated with spray foam insulation.
9. Refer to the window schedule for window R.O. dimensions.
10. Provide continuous drywall behind tubs/ shower bases (typical)

General drawing note:

Refer to wall, door, and window schedules for further information.
These plans are to be read in conjunction with the latest mechanical, electrical, civil, structural and fire suppression drawings. Structural, mechanical, plumbing information shown for reference and coordination only. Refer to appropriate plans for equipment and structural elements,sizing, etc.

CORNERSTONE architecture
307 - 611 Alexander Street
Vancouver, British Columbia,
Canada V6A 1E1
www.cornerarch.com
tel. 604-253-8800

IMPORTANT: Copyright reserved. This design and drawing is the exclusive property of Cornerstone Architecture and cannot be used for any purpose without the written consent of the Architect. This drawing is not to be used for construction until issued for that purpose by the Architect.

Prior to commencement of the Work, it is the Contractor's responsibility to review and verify drawing dimensions, datums and levels. Discrepancies between information on this drawing and actual site conditions and / or the remaining Contract Documents shall be brought to the attention of the Architect for clarification prior to proceeding with the Work. DO NOT SCALE THE DRAWINGS.

Num.	YY MM DD	▲REVISION

Num.	YY MM DD	▲ISSUE
1	2024-03-7	Issued for DP Application

Unless signed & sealed, these drawings are not to be used for approval by an authority or for reliance by a client or third party, including the general public.

BUILDING CODE	BCBC 2018
ZONING	Rezoning
DEVELOPMENT PERMIT #	
BUILDING PERMIT #	
SCALE	1/8" = 1'-0"
PLOT DATE	Mar 5, 2024

REDBRIDGE SQUAMISH

PROJECT
Redbridge Development
Squamish, British Columbia

DRAWING
Plan: Level 3, Bldg 6

PROJECT NO. 2119

DRAWING NO. A❀2.2

US Arch D

/Users/enigeczi/Library/CloudStorage/Dropbox/Cornerstone Dropbox Folders/Dropbox - Current Projects/1915 REDBRIDGE (NORTH)/1915 REDBRIDGE (N) CURRENT DRAWINGS VW2023/1915 REDBRIDGE_6N_Feb14_2024.vwx

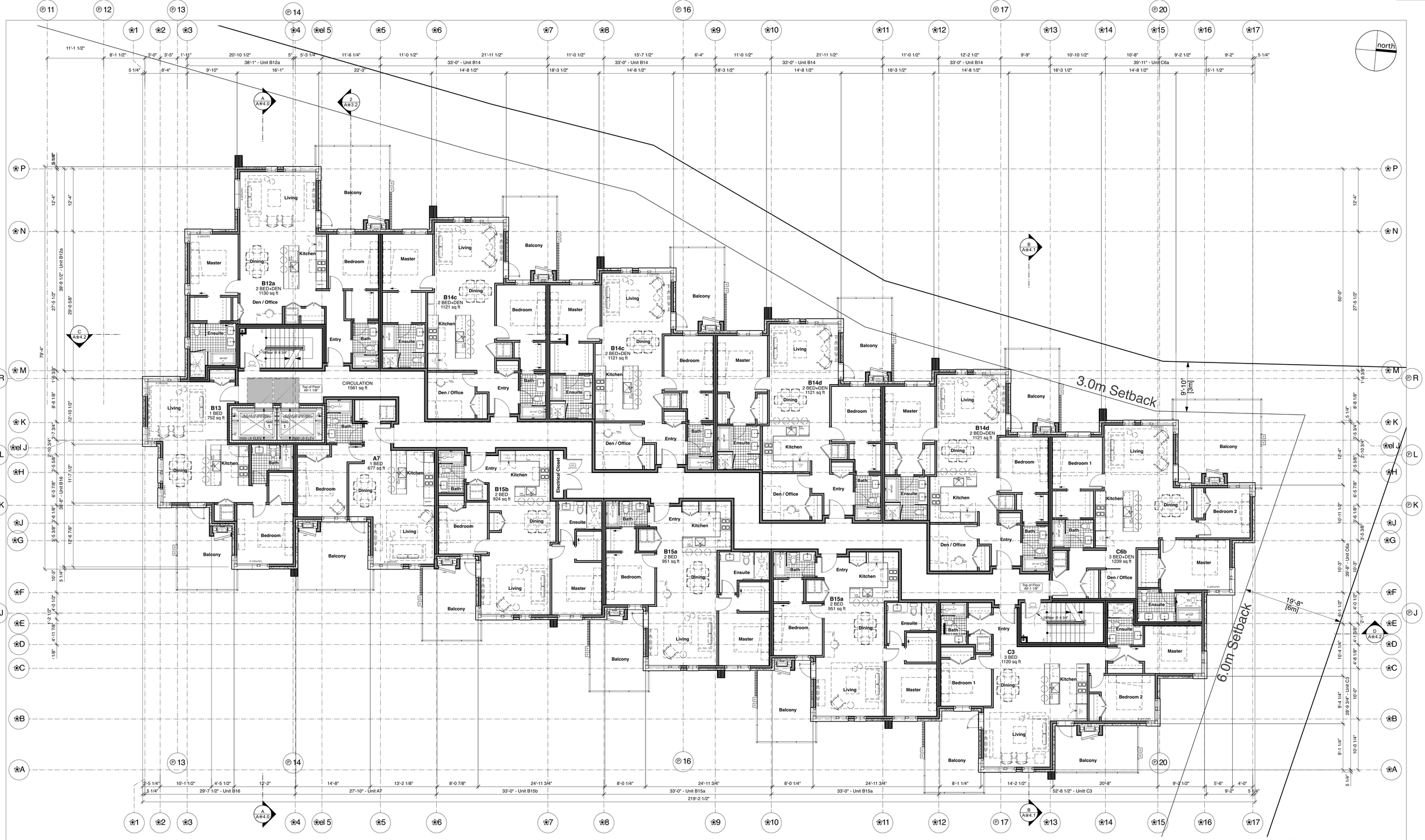

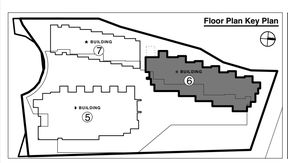

Dimension & framing notes:

unless shown otherwise, dimensions are taken as follows;

1. Concrete or masonry walls / columns - face of concrete or masonry wall
2. Exterior frame walls - face of exterior sheathing
3. Interior frame walls - face of stud
4. Interior suite-to-suite party walls - centreline of wall assembly
5. Where gypsum board at the face of concrete or masonry walls or columns, the face of exterior framed wall sheathing, and the center line of party wall assemblies (unless shown otherwise)
6. Confirm clear dimension for tubs & showers based on actual fixture size and adjacent wall types
7. Provide solid wood blocking at walls behind and adjacent to all toilets and baths/showers for the installation of future grab bars. Refer to the plans and details for more info.
8. Seal joints for all built-up-studs at exterior walls insulated with spray foam insulation.
9. Refer to the window schedule for window R.O. dimensions
10. Provide continuous drywall behind tub/ shower bases (typical)

General drawing note:

Refer to wall, door, and window schedules for further information.
These plans are to be read in conjunction with the latest mechanical, electrical, civil, structural and fire suppression drawings. Structural, mechanical, plumbing information shown for reference and coordination only. Refer to appropriate plans for equipment and structural elements,sizing, etc.

CORNERSTONE architecture

307 - 611 Alexander Street
Vancouver, British Columbia,
Canada V6A 1E1

www.cornerarch.com
tel. 604-253-8800

IMPORTANT: Copyright reserved. This design and drawing is the exclusive property of Cornerstone Architecture and cannot be used for any purpose without the written consent of the Architect. This drawing is not to be used for construction until issued for that purpose by the Architect.

Prior to commencement of the Work, it is the Contractor's responsibility to review and verify drawing dimensions, datums and levels. Discrepancies between information on this drawing and actual site conditions and / or the remaining Contract Documents shall be brought to the attention of the Architect for clarification prior to proceeding with the Work. DO NOT SCALE THE DRAWINGS.

Num.	YY MM DD	▲REVISION

Num.	YY MM DD	▲ISSUE
1	2024-03-7	Issued for DP Application

Unless signed & sealed, these drawings are not to be used for approval by an authority or for reliance by a client or third party, including the general public.

BUILDING CODE	BCBC 2018
ZONING	Rezoning
DEVELOPMENT PERMIT #	
BUILDING PERMIT #	
SCALE	1/8" = 1'-0"
PLOT DATE	Mar 5, 2024

REDBRIDGE SQUAMISH

PROJECT

Redbridge Development

Squamish, British Columbia

DRAWING

Plan: Level 4, Bldg 6

PROJECT NO. 2119

DRAWING NO. A❀2.3

US Arch D

/Users/enigeczi/Library/CloudStorage/Dropbox/Cornerstone Dropbox Folders/Dropbox - Current Projects/1915 REDBRIDGE (NORTH)/1915 REDBRIDGE (N) CURRENT DRAWINGS VW2023/1915 REDBRIDGE_6N_Feb14_2024.vwx

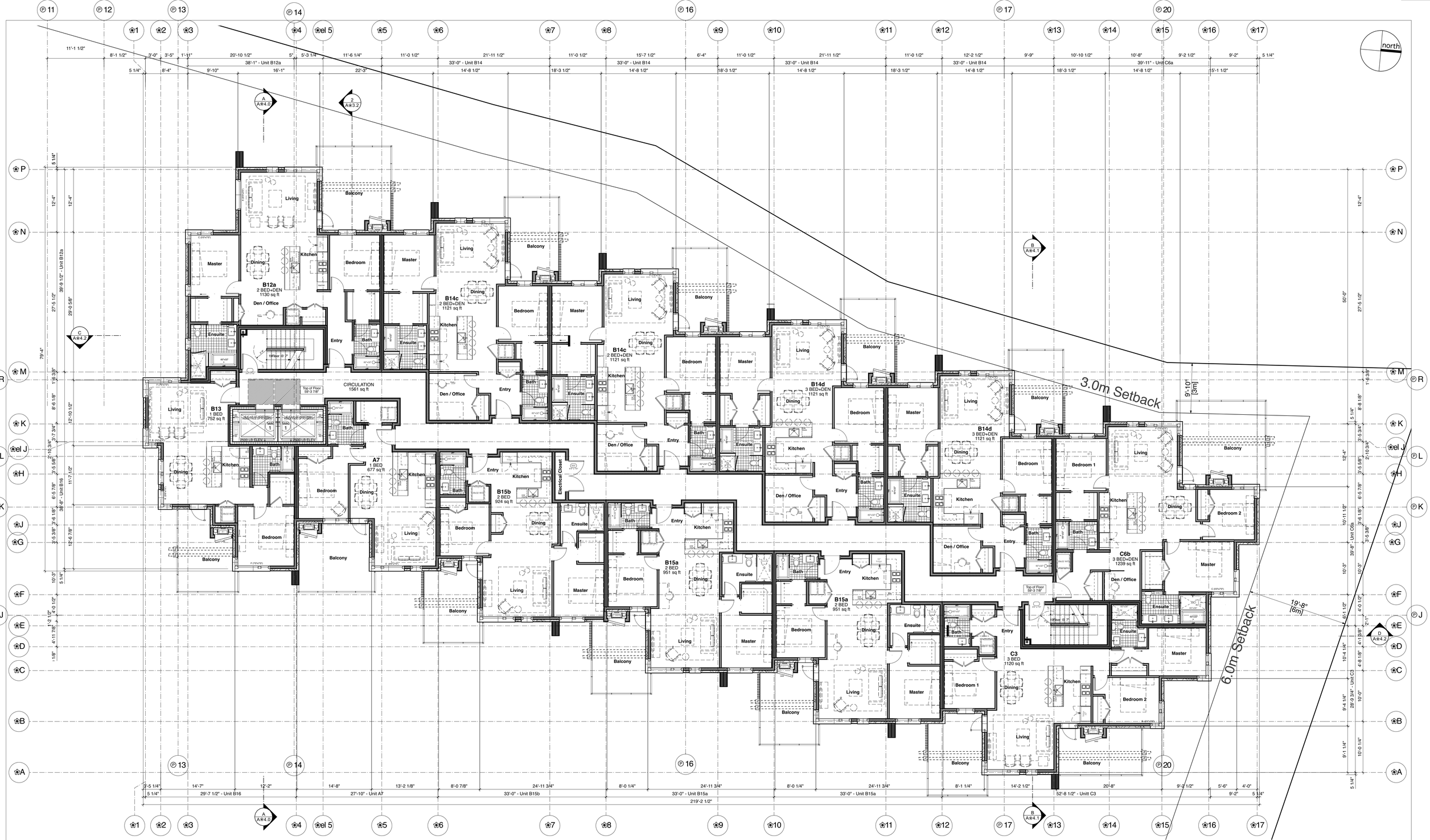

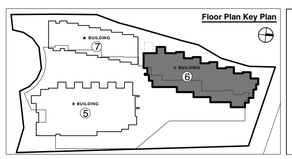

Dimension & framing notes:

unless shown otherwise, dimensions are taken as follows;

1. Concrete or masonry walls / columns - face of concrete or masonry wall
2. Exterior frame walls - face of exterior sheathing
3. Interior frame walls - face of stud
4. Interior suite-to-suite party walls - centerline of wall assembly
5. Gridlines are located at the face of concrete or masonry walls or columns, the face of exterior framed wall sheathing, and the center line of party wall assemblies (unless shown otherwise)
6. Confirm clear dimension for tubs & showers based on actual fixture size and adjacent wall types
7. Provide solid wood blocking at walls behind and adjacent to all toilets and baths/showers for the installation of future grab bars. Refer to the plans and details for more info.
8. Seal joints for all built-up-studs at exterior walls insulated with spray foam insulation.
9. Refer to the window schedule for window R.O. dimensions
10. Provide continuous drywall behind tubs/ shower bases (typical)

General drawing note:

Refer to wall, door, and window schedules for further information.
These plans are to be read in conjunction with the latest mechanical, electrical, civil, structural and fire suppression drawings. Structural, mechanical, plumbing information shown for reference and coordination only. Refer to appropriate plans for equipment and structural elements,sizing, etc.

CORNERSTONE architecture

307 - 611 Alexander Street
Vancouver, British Columbia,
Canada V6A 1E1

www.cornerarch.com
tel. 604-253-8800

IMPORTANT: Copyright reserved. This design and drawing is the exclusive property of Cornerstone Architecture and cannot be used for any purpose without the written consent of the Architect. This drawing is not to be used for construction until issued for that purpose by the Architect.

Prior to commencement of the Work, it is the Contractor's responsibility to review and verify drawing dimensions, datums and levels. Discrepancies between information on this drawing and actual site conditions and / or the remaining Contract Documents shall be brought to the attention of the Architect for clarification prior to proceeding with the Work. DO NOT SCALE THE DRAWINGS.

Num.	YY MM DD	▲REVISION
1	2024-03-7	Issued for DP Application

Num.	YY MM DD	▲ISSUE

Unless signed & sealed, these drawings are not to be used for approval by an authority or for reliance by a client or third party, including the general public.

BUILDING CODE	BCBC 2018
ZONING	Rezoning
DEVELOPMENT PERMIT #	
BUILDING PERMIT #	
SCALE	1/8" = 1'-0"
PLOT DATE	Mar 5, 2024

REDBRIDGE SQUAMISH

PROJECT

Redbridge Development

Squamish, British Columbia

DRAWING

Plan: Level 5, Bldg 6

PROJECT NO. 2119

DRAWING NO. A❀2.4

/Users/enigeczi/Library/CloudStorage/Dropbox/Cornerstone Dropbox Folders/Dropbox - Current Projects/1915 REDBRIDGE (NORTH)/1915 REDBRIDGE (N) CURRENT DRAWINGS VW2023/1915 REDBRIDGE_6N_Feb14_2024.vwx

US Arch D

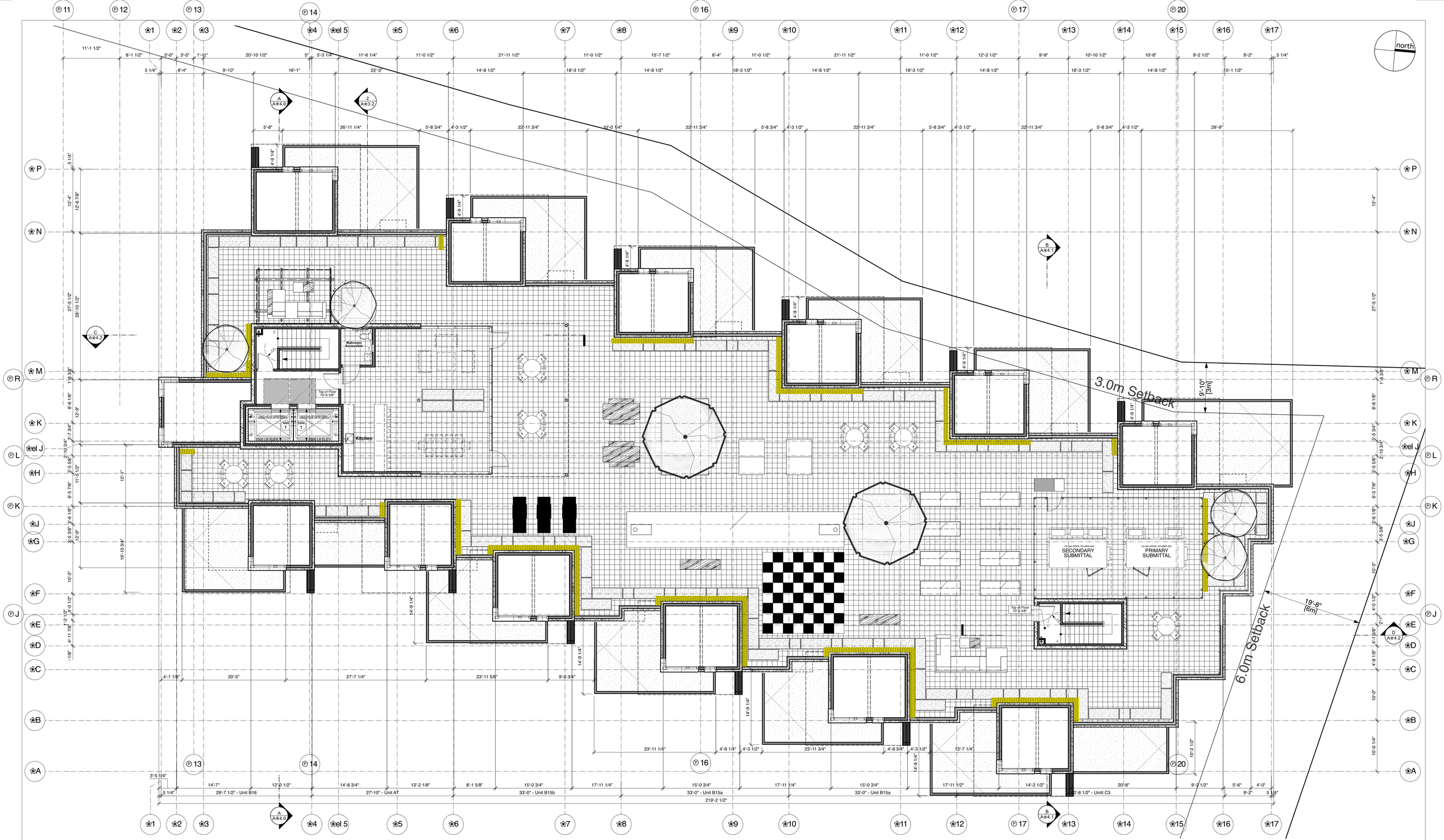

Floor Plan Key Plan

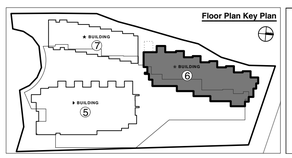

Dimension & framing notes:

unless shown otherwise, dimensions are taken as follows;

1. Concrete or masonry walls / columns - face of concrete or masonry wall
2. Exterior frame walls - face of exterior sheathing
3. Interior frame walls - face of stud
4. Interior suite-to-suite party walls - centerline cut wall assembly
5. Gridlines are located at the face of concrete, masonry walls or columns; the face of exterior sheathing, framing, and the center line of party wall assemblies (unless shown otherwise)
6. Confirm clear dimension for tubs & showers based on actual fixture size and adjacent wall types
7. Provide solid wood blocking at walls behind and adjacent to all toilets and baths/showers for the installation of future grab bars. Refer to the plans and details for more info.
8. Seal joints for all built-up-studs at exterior walls insulated with spray foam insulation.
9. Refer to the window schedule for window R.O. dimensions
10. Provide continuous drywall behind tubs/ shower bases (typical)

General drawing note:

Refer to wall, door, and window schedules for further information.
These plans are to be read in conjunction with the latest mechanical, electrical, civil, structural and fire suppression drawings. Structural, mechanical, plumbing information shown for reference and coordination only. Refer to appropriate plans for equipment and structural elements,sizing, etc.

CORNERSTONE architecture
307 - 611 Alexander Street
Vancouver, British Columbia,
Canada V6A 1E1

www.cornerarch.com
tel. 604-253-8800

IMPORTANT: Copyright reserved. This design and drawing is the exclusive property of Cornerstone Architecture and cannot be used for any purpose without the written consent of the Architect. This drawing is not to be used for construction until issued for that purpose by the Architect.

Prior to commencement of the Work, it is the Contractor's responsibility to review and verify drawing dimensions, datums and levels. Discrepancies between information on this drawing and actual site conditions and / or the remaining Contract Documents shall be brought to the attention of the Architect for clarification prior to proceeding with the Work. DO NOT SCALE THE DRAWINGS.

Num.	YY MM DD	▲REVISION
1	2024-03-7	Issued for DP Application

Num.	YY MM DD	▲ISSUE

Unless signed & sealed, these drawings are not to be used for approval by an authority or for reliance by a client or third party, including the general public.

BUILDING CODE	BCBC 2018
ZONING	Rezoning
DEVELOPMENT PERMIT #	
BUILDING PERMIT #	
SCALE	1/8" = 1'-0"
PLOT DATE	Mar 5, 2024

/Users/enigeczi/Library/CloudStorage/Dropbox/Cornerstone Dropbox Folders/Dropbox - Current Projects/1915 REDBRIDGE (NORTH)/1915 REDBRIDGE (N) CURRENT DRAWINGS VW2023/1915 REDBRIDGE_6N_Feb14_2024.vwx

REDBRIDGE SQUAMISH

PROJECT
Redbridge Development
Squamish, British Columbia

DRAWING
Plan: Level Roof, Bldg 6

PROJECT NO. 2119

DRAWING NO. A❀2.5

US Arch D

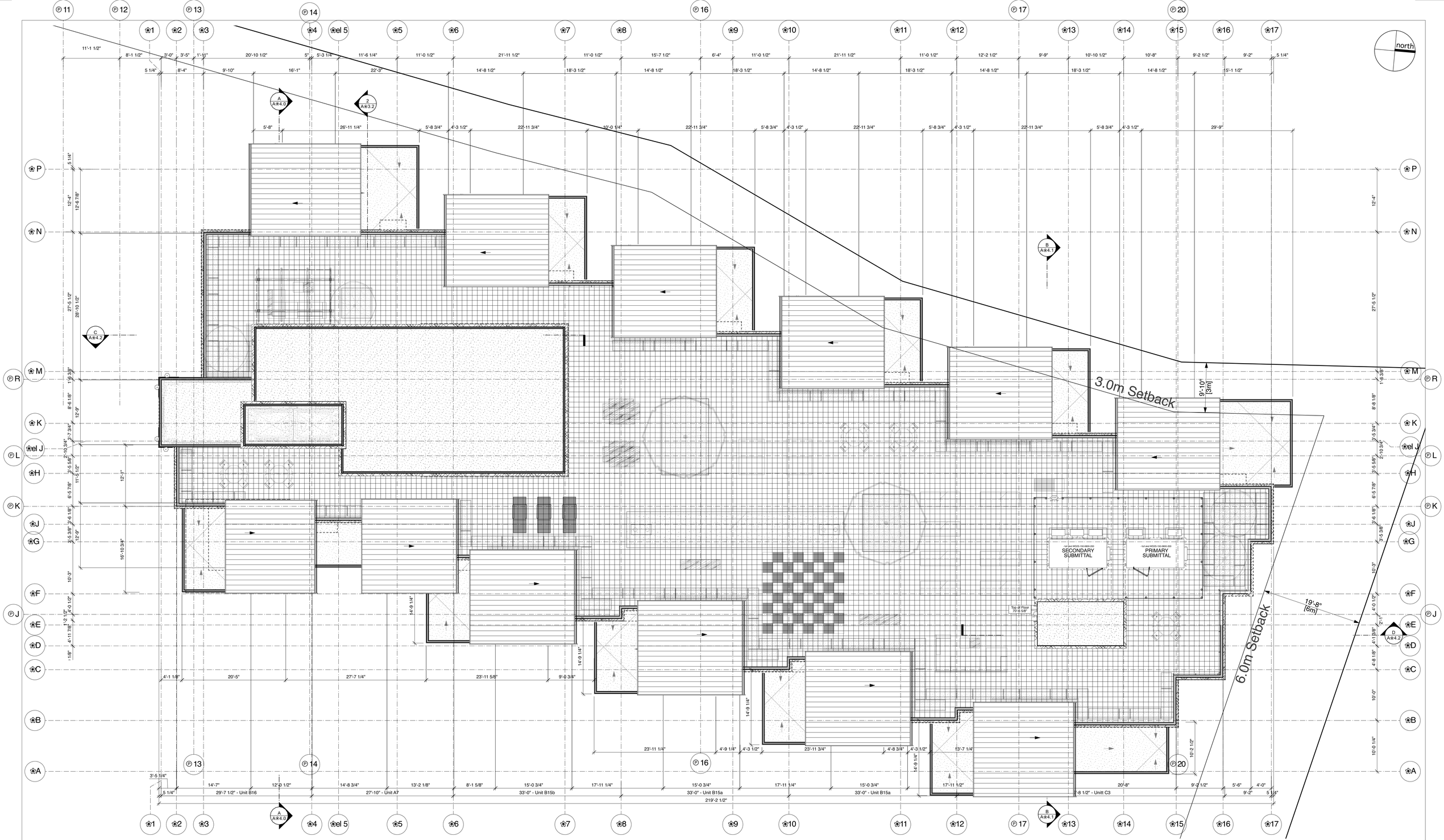

Floor Plan Key Plan

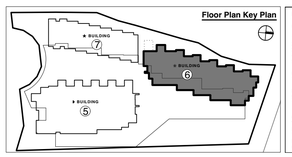

Dimension & framing notes:

unless shown otherwise, dimensions are taken as follows;

1. Concrete or masonry walls / columns - face of concrete or masonry wall
2. Exterior frame walls - face of exterior sheathing
3. Interior frame walls - face of stud
4. Interior suite-to-suite party walls - centerline of wall assembly
5. Gridlines are located at the face of concrete or masonry walls or columns, the face of exterior sheathing on wood framing, and the center line of party wall assemblies (unless shown otherwise)
6. Confirm clear dimension for tubs & showers based on actual fixture size and adjacent wall types
7. Provide solid wood blocking at walls behind and adjacent to all toilets and baths/showers for the installation of future grab bars. Refer to the plans and details for more info.
8. Seal joints for all built-up-studs at exterior walls insulated with spray foam insulation.
9. Refer to the window schedule for window R.O. dimensions.
10. Provide continuous drywall behind tubs/ shower bases (typical)

General drawing note:

Refer to wall, door, and window schedules for further information.
These plans are to be read in conjunction with the latest mechanical, electrical, civil, structural and fire suppression drawings. Structural, mechanical, plumbing information shown for reference and coordination only. Refer to appropriate plans for equipment and structural elements,sizing, etc.

CORNERSTONE architecture
307 - 611 Alexander Street
Vancouver, British Columbia,
Canada V6A 1E1

www.cornerarch.com
tel. 604-253-8800

IMPORTANT: Copyright reserved. This design and drawing is the exclusive property of Cornerstone Architecture and cannot be used for any purpose without the written consent of the Architect. This drawing is not to be used for construction until issued for that purpose by the Architect.

Prior to commencement of the Work, it is the Contractor's responsibility to review and verify drawing dimensions, datums and levels. Discrepancies between information on this drawing and actual site conditions and / or the remaining Contract Documents shall be brought to the attention of the Architect for clarification prior to proceeding with the Work. DO NOT SCALE THE DRAWINGS.

Num.	YY MM DD	▲REVISION
1	2024-03-7	Issued for DP Application

Num.	YY MM DD	▲ISSUE

Unless signed & sealed, these drawings are not to be used for approval by an authority or for reliance by a client or third party, including the general public.

BUILDING CODE	BCBC 2018
ZONING	Rezoning
DEVELOPMENT PERMIT #	
BUILDING PERMIT #	
SCALE	1/8" = 1'-0"
PLOT DATE	Mar 5, 2024

REDBRIDGE SQUAMISH

PROJECT
Redbridge Development
Squamish, British Columbia

DRAWING
Plan: Roof, Bldg 6

PROJECT NO. 2119

DRAWING NO. A❀2.6

US Arch D

/Users/enigeczi/Library/CloudStorage/Dropbox/Cornerstone Dropbox Folders/Dropbox - Current Projects/1915 REDBRIDGE (NORTH)/1915 REDBRIDGE (N) CURRENT DRAWINGS VW2023/1915 REDBRIDGE_6N_Feb14_2024.vwx

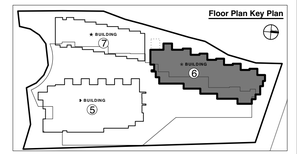



1 / A❀3.0 West Elevation Building 6
Scale: 1/8" = 1'-0"

Redbridge North - Building 5, 6 and 7

FINISH SCHEDULE

No.	Material	Material	Colour
1.1	Roof parapet with prefinished metal counter and cap flashing	Metal	Charcoal
1.2	Standing Seam Sheet Metal Roof	Metal	Charcoal
1.3	Metal soffit with slot ventilattion	Aluminium	Hemlock
1.4	Prefinished metal metal fascia	Metal	a. Polar White, b. Charcoal
2.1	Fibre cement - Vertical Artisan bevel channel siding	Cementitious Board	Charcoal
2.2	Fibre cement - Vertical Artisan bevel channel siding	Cementitious Board	Cobble Stone
2.3	Fibre cement - Horizontal lap siding	Cementitious Board	Cobble Stone
2.4	Fibre cement - Horizontal lap siding	Cementitious Board	Countrylane Red
2.5	Fibre cement - Vertical Artisan bevel channel siding	Cementitious Board	Boothbay Blue
2.6	Fibre cement - Shingle Rough siding	Cementitious Board	Khaki Brown
2.7	Fibre cement - Shingle Rough siding	Cementitious Board	Arctic White
2.8	Natural Stone caldding	Natural Stone	
2.9	Through wall flashing	Metal	Charcoal Grey
3.1	Double-glazed vinyl windows, sliding-glazed doors & french doors residential	Vinyl	Black
3.2	Painted Steel entry door	Steel	Roycroft Copper Red (SW2839)
3.3	Painted Steel entry door	Steel	Charcoal Grey
3.4	Stanchion glass guardrail system c/w glass, cap & additional screen	-	Clear
3.5	Stanchion glass guardrail system at base	-	Brushed
3.6	Steel guardrail with vertical pickets	Aluminium	Iron Ore
3.7	Prefinished metal counter flashing (fascia) c/w metal soffit & slot ventialtion	Metal	Iron Ore
3.8	Parkade garage door residential	Aluminium	Iron Ore

GENERAL NOTES:
ALL AJACENT TRIMS TO MATCH CLADDING MATERIAL

Redbridge North - Building 5, 6 and 7

FINISH SCHEDULE

No.	Material	Material	Colour
4.1	Aluminium gates with opaque glass	Aluminium	Iron Gray
4.2	Aluminium planters	Aluminium	Iron Gray
4.3	Wood columns with metal cladding		Iron Ore
4.4	Heavy timber wood trellis (fire retardant treated wood) with painted finish metal connectors and flat cap where exposed	Wood	Hemlock
4.5	Board formed architectural concrete wall with reveals & elastomeric paint	Concrete	Clear Coat
5.1	Steel post	Steel	Charcoal
5.2	Concrete wall, canopy and decorative ledge	Concrete	Clear Coat
5.3	Slats	Aluminium	Hemlock
5.4	Metal stair with perforated treads and guard rail - 1/2" Round	Metal	Charcoal
5.5	Greencable greenery system	Aluminium	Charcoal
5.6	Gutters and downspots	Aluminium	Charcoal Grey
5.7	Aluminium signage	Aluminium	Balck
5.8	Canopy with address cutout & Signage	Aluminium	Charcoal

CORNERSTONE architecture
307 - 611 Alexander Street
Vancouver, British Columbia,
Canada V6A 1E1
www.cornerarch.com
tel. 604-253-8800

IMPORTANT: Copyright reserved. This design and drawing is the exclusive property of Cornerstone Architecture and cannot be used for any purpose without the written consent of the Architect. This drawing is not to be used for construction until issued for that purpose by the Architect.

Prior to commencement of the Work, it is the Contractor's responsibility to review and verify drawing dimensions, datums and levels. Discrepancies between information on this drawing and actual site conditions and / or the remaining Contract Documents shall be brought to the attention of the Architect for clarification prior to proceeding with the Work. DO NOT SCALE THE DRAWINGS.

Num.	YY MM DD	▲REVISION

Num.	YY MM DD	▲ISSUE
2	2024-09-19	Re-issued for DP Issuance
1	2024-03-7	Issued for DP Application

Unless signed & sealed, these drawings are not to be used for approval by an authority or for reliance by a client or third party, including the general public.

BUILDING CODE	BCBC 2018
ZONING	Rezoning
DEVELOPMENT PERMIT #	
BUILDING PERMIT #	
SCALE	1/8" = 1'-0"
PLOT DATE	Sep 19, 2024

REDBRIDGE TOWNHOMES

PROJECT
Redbridge North Site
Squamish,
British Columbia

DRAWING
West Elevation, Bldg 6

PROJECT NO. 2119

DRAWING NO. A❀3.0

US Arch D

/Users/enigeczi/Library/CloudStorage/Dropbox/Cornerstone Dropbox Folders/Dropbox - Current Projects/1915 REDBRIDGE (NORTH)/1915 REDBRIDGE (N) CURRENT DRAWINGS VW2023/1915 REDBRIDGE_6N_Aug21_2024.vwx

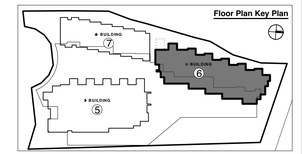



1 / A❀3.1 East Elevation Building 6
Scale: 1/8" = 1'-0"

Redbridge North - Building 5, 6 and 7

FINISH SCHEDULE

No.	Material	Material	Colour
1.1	Roof parapet with prefinished metal counter and cap flashing	Metal	Charcoal
1.2	Standing Seam Sheet Metal Roof	Metal	Charcoal
1.3	Metal soffit with slot ventialtion	Aluminium	Hemlock
1.4	Prefinished metal metal fascia	Metal	a. Polar White, b. Charcoal
2.1	Fibre cement - Vertical Artisan bevel channel siding	Cementitious Board	Charcoal
2.2	Fibre cement - Vertical Artisan bevel channel siding	Cementitious Board	Cobble Stone
2.3	Fibre cement - Horizontal lap siding	Cementitious Board	Cobble Stone
2.4	Fibre cement - Horizontal lap siding	Cementitious Board	Countrylane Red
2.5	Fibre cement - Vertical Artisan bevel channel siding	Cementitious Board	Boothbay Blue
2.6	Fibre cement - Shingle Rough siding	Cementitious Board	Khaki Brown
2.7	Fibre cement - Shingle Rough siding	Cementitious Board	Arctic White
2.8	Natural Stone caldding	Natural Stone	
2.9	Through wall flashing	Metal	Charcoal Grey
3.1	Double-glazed vinyl windows, sliding-glazed doors & french doors residential	Vinyl	Black
3.2	Painted Steel entry door	Steel	Roycroft Copper Red (SW2839)
3.3	Painted Steel entry door	Steel	Charcoal Grey
3.4	Stanchion glass guardrail system c/w glass, cap & additional screen	-	Clear
3.5	Stanchion glass guardrail system at base	-	Brushed
3.6	Steel guardrail with vertical pickets	Aluminium	Iron Ore
3.7	Prefinished metal counter flashing (fascia) c/w metal soffit & slot ventialtion	Metal	Iron Ore
3.8	Parkade garage door residential	Aluminium	Iron Ore

GENERAL NOTES:
ALL AJACENT TRIMS TO MATCH CLADDING MATERIAL

Redbridge North - Building 5, 6 and 7

FINISH SCHEDULE

No.	Material	Material	Colour
4.1	Aluminium gates with opaque glass	Aluminium	Iron Gray
4.2	Aluminium planters	Aluminium	Iron Gray
4.3	Wood columns with metal cladding		Iron Ore
4.4	Heavy timber wood trellis (fire retardant treated wood) with painted finish metal connectors and flat cap where exposed	Wood	Hemlock
4.5	Board formed architectural concrete wall with reveals & elastomeric paint	Concrete	Clear Coat
5.1	Steel post	Steel	Charcoal
5.2	Concrete wall, canopy and decorative ledge	Concrete	Clear Coat
5.3	Slats	Aluminium	Hemlock
5.4	Metal stair with perforated treads and guard rail - 1/2" Round	Metal	Charcoal
5.5	Greencable greenery system	Aluminium	Charcoal
5.6	Gutters and downspots	Aluminium	Charcoal Grey
5.7	Aluminium signage	Aluminium	Balck
5.8	Canopy with address cutout & Signage	Aluminium	Charcoal

CORNERSTONE architecture
307 - 611 Alexander Street
Vancouver, British Columbia,
Canada V6A 1E1
www.cornerarch.com
tel. 604-253-8800

IMPORTANT: Copyright reserved. This design and drawing is the exclusive property of Cornerstone Architecture and cannot be used for any purpose without the written consent of the Architect. This drawing is not to be used for construction until issued for that purpose by the Architect.

Prior to commencement of the Work, it is the Contractor's responsibility to review and verify drawing dimensions, datums and levels. Discrepancies between information on this drawing and actual site conditions and / or the remaining Contract Documents shall be brought to the attention of the Architect for clarification prior to proceeding with the Work. DO NOT SCALE THE DRAWINGS.

Num.	YY MM DD	▲REVISION

Num.	YY MM DD	▲ISSUE
2	2024-09-19	Re-issued for DP Issuance
1	2024-03-7	Issued for DP Application

Unless signed & sealed, these drawings are not to be used for approval by an authority or for reliance by a client or third party, including the general public.

BUILDING CODE	BCBC 2018
ZONING	Rezoning
DEVELOPMENT PERMIT #	
BUILDING PERMIT #	
SCALE	1/8" = 1'-0"
PLOT DATE	Sep 19, 2024

REDBRIDGE TOWNSHIP

PROJECT
Redbridge North Site
Squamish,
British Columbia

DRAWING
East Elevation, Bldg 6

PROJECT NO. 2119

DRAWING NO. A❀3.1

/Users/enigeczi/Library/CloudStorage/Dropbox/Cornerstone Dropbox Folders/Dropbox - Current Projects/1915 REDBRIDGE (NORTH)/1915 REDBRIDGE (N) CURRENT DRAWINGS VW2023/1915 REDBRIDGE_6N_Aug21_2024.vwx

US Arch D



2
A❀3.2
Partial Elevation
Scale: 1/8" = 1'-0"

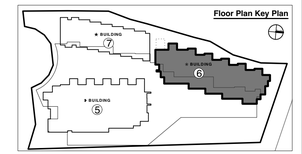

Redbridge North - Building 5, 6 and 7

FINISH SCHEDULE

No.	Material	Material	Colour
1.1	Roof parapet with prefinished metal counter and cap flashing	Metal	Charcoal
1.2	Standing Seam Sheet Metal Roof	Metal	Charcoal
1.3	Metal soffit with slot ventialtion	Aluminium	Hemlock
1.4	Prefinished metal metal fascia	Metal	a. Polar White, b. Charcoal
2.1	Fibre cement - Vertical Artisan bevel channel siding	Cementitious Board	Charcoal
2.2	Fibre cement - Vertical Artisan bevel channel siding	Cementitious Board	Cobble Stone
2.3	Fibre cement - Horizontal lap siding	Cementitious Board	Cobble Stone
2.4	Fibre cement - Horizontal lap siding	Cementitious Board	Countrylane Red
2.5	Fibre cement - Vertical Artisan bevel channel siding	Cementitious Board	Boothbay Blue
2.6	Fibre cement - Shingle Rough siding	Cementitious Board	Khaki Brown
2.7	Fibre cement - Shingle Rough siding	Cementitious Board	Arctic White
2.8	Natural Stone caldding	Natural Stone	
2.9	Through wall flashing	Metal	Charcoal Grey
3.1	Double-glazed vinyl windows, sliding-glazed doors & french doors residential	Vinyl	Black
3.2	Painted Steel entry door	Steel	Roycroft Copper Red (SW2839)
3.3	Painted Steel entry door	Steel	Charcoal Grey
3.4	Stanchion glass guardrail system c/w glass, cap & addtional screen	-	Clear
3.5	Stanchion glass guardrail system at base	-	Brushed
3.6	Steel guardrail with vertical pickets	Aluminium	Iron Ore
3.7	Prefinished metal counter flashing (fascia) c/w metal soffit & slot ventialtion	Metal	Iron Ore
3.8	Parkade garage door residential	Aluminium	Iron Ore

GENERAL NOTES:

ALL AJACENT TRIMS TO MATCH CLADDING MATERIAL

Redbridge North - Building 5, 6 and 7

FINISH SCHEDULE

No.	Material	Material	Colour
4.1	Aluminium gates with opaque glass	Aluminium	Iron Gray
4.2	Aluminium planters	Aluminium	Iron Gray
4.3	Wood columns with metal cladding		Iron Ore
4.4	Heavy timber wood trellis (fire retardant treated wood) with painted finish metal connectors and flat cap where exposed	Wood	Hemlock
4.5	Board formed architectural concrete wall with reveals & elastomeric paint	Concrete	Clear Coat
5.1	Steel post	Steel	Charcoal
5.2	Concrete wall, canopy and decorative ledge	Concrete	Clear Coat
5.3	Stairs	Aluminium	Hemlock
5.4	Metal stair with perforated treads and guard rail - 1/2" Round	Metal	Charcoal
5.5	Greencable greenery system	Aluminium	Charcoal
5.6	Gutters and downspouts	Aluminium	Charcoal Grey
5.7	Aluminium signage	Aluminium	Balck
5.8	Canopy with address cutout & Signage	Aluminium	Charcoal

CORNERSTONE architecture
307 - 611 Alexander Street
Vancouver, British Columbia,
Canada V6A 1E1
www.cornerarch.com
tel. 604-253-8800

IMPORTANT: Copyright reserved. This design and drawing is the exclusive property of Cornerstone Architecture and cannot be used for any purpose without the written consent of the Architect. This drawing is not to be used for construction until issued for that purpose by the Architect.

Prior to commencement of the Work, it is the Contractor's responsibility to review and verify drawing dimensions, datums and levels. Discrepancies between information on this drawing and actual site conditions and / or the remaining Contract Documents shall be brought to the attention of the Architect for clarification prior to proceeding with the Work. DO NOT SCALE THE DRAWINGS.

Num.	YY MM DD	▲REVISION
2	2024-09-19	Re-issued for DP Issuance
1	2024-03-7	Issued for DP Application

Num.	YY MM DD	▲ISSUE

Unless signed & sealed, these drawings are not to be used for approval by an authority or for reliance by a client or third party, including the general public.

BUILDING CODE	BCBC 2018
ZONING	Rezoning
DEVELOPMENT PERMIT #	
BUILDING PERMIT #	
SCALE	1/8" = 1'-0"
PLOT DATE	Sep 19, 2024

REDBRIDGE SQUAMISH

PROJECT

Redbridge North Site

Squamish,
British Columbia

DRAWING

North Elevation, Bldg 6

PROJECT NO. 2119

DRAWING NO. A❀3.2

/Users/enigeczi/Library/CloudStorage/Dropbox/Cornerstone Dropbox Folders/Dropbox - Current Projects/1915 REDBRIDGE (NORTH)/1915 REDBRIDGE (N) CURRENT DRAWINGS VW2023/1915 REDBRIDGE_6N_Aug21_2024.vwx

US Arch D

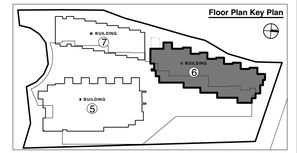

Redbridge North - Building 5, 6 and 7

FINISH SCHEDULE

No.	Material	Material		Colour
1.1	Roof parapet with prefinished metal counter and cap flashing	Metal		Charcoal
1.2	Standing Seam Sheet Metal Roof	Metal		Charcoal
1.3	Metal soffit with slot ventialtion	Aluminium		Hemlock
1.4	Prefinished metal metal fascia	Metal		a. Polar White, b. Charcoal
2.1	Fibre cement - Vertical Artisan bevel channel siding	Cementitious Board		Charcoal
2.2	Fibre cement - Vertical Artisan bevel channel siding	Cementitious Board		Cobble Stone
2.3	Fibre cement - Horizontal lap siding	Cementitious Board		Cobble Stone
2.4	Fibre cement - Horizontal lap siding	Cementitious Board		Countrylane Red
2.5	Fibre cement - Vertical Artisan bevel channel siding	Cementitious Board		Boothbay Blue
2.6	Fibre cement - Shingle Rough siding	Cementitious Board		Khaki Brown
2.7	Fibre cement - Shingle Rough siding	Cementitious Board		Arctic White
2.8	Natural Stone caldding	Natural Stone		
2.9	Through wall flashing	Metal		Charcoal Grey
3.1	Double-glazed vinyl windows, sliding-glazed doors & french doors residential	Vinyl		Black
3.2	Painted Steel entry door	Steel		Roycroft Copper Red (SW2839)
3.3	Painted Steel entry door	Steel		Charcoal Grey
3.4	Stanchion glass guardrail system c/w glass, cap & additional screen	-		Clear
3.5	Stanchion glass guardrail system at base	-		Brushed
3.6	Steel guardrail with vertical pickets	Aluminium		Iron Ore
3.7	Prefinished metal counter flashing (fascia) c/w metal soffit & slot ventialtion	Metal		Iron Ore
3.8	Parkade garage door residential	Aluminium		Iron Ore
4.1	Aluminium gates with opaque glass	Aluminium		Iron Gray
4.2	Aluminium planters	Aluminium		Iron Gray
4.3	Wood columns with metal cladding			Iron Ore
4.4	Heavy timber wood trellis (fire retardant treated wood) with painted finish metal connectors and flat cap where exposed	Wood		Hemlock
4.5	Board formed architectural concrete wall with reveals & elastomeric paint	Concrete		Clear Coat
5.1	Steel post	Steel		Charcoal
5.2	Concrete wall, canopy and decorative ledge	Concrete		Clear Coat
5.3	Slats	Aluminium		Hemlock
5.4	Metal stair with perforated treads and guard rail - 1/2" Round	Metal		Charcoal
5.5	Greencable greenery system	Aluminium		Charcoal
5.6	Gutters and downspots	Aluminium		Charcoal Grey
5.7	Aluminium signage	Aluminium		Balck
5.8	Canopy with address cutout & Signage	Aluminium		Charcoal

GENERAL NOTES:

ALL AJACENT TRIMS TO MATCH CLADDING MATERIAL



1 / A3.3 South Elevation Building 6
Scale: 1/8" = 1'-0"

CORNERSTONE architecture
307 - 611 Alexander Street
Vancouver, British Columbia,
Canada V6A 1E1
www.cornerarch.com
tel. 604-253-8800

IMPORTANT: Copyright reserved. This design and drawing is the exclusive property of Cornerstone Architecture and cannot be used for any purpose without the written consent of the Architect. This drawing is not to be used for construction until issued for that purpose by the Architect.

Prior to commencement of the Work, it is the Contractor's responsibility to review and verify drawing dimensions, datums and levels. Discrepancies between information on this drawing and actual site conditions and / or the remaining Contract Documents shall be brought to the attention of the Architect for clarification prior to proceeding with the Work. DO NOT SCALE THE DRAWINGS.

Num.	YY MM DD	▲REVISION

Num.	YY MM DD	▲ISSUE
2	2024-09-19	Re-issued for DP Issuance
1	2024-03-7	Issued for DP Application

Unless signed & sealed, these drawings are not to be used for approval by an authority or for reliance by a client or third party, including the general public.

BUILDING CODE	BCBC 2018
ZONING	Rezoning
DEVELOPMENT PERMIT #	
BUILDING PERMIT #	
SCALE	1/8" = 1'-0"
PLOT DATE	Sep 19, 2024

REDBRIDGE SQUAMISH

PROJECT
Redbridge North Site
Squamish,
British Columbia

DRAWING
South Elevation, Bldg 6

PROJECT NO. 2119

DRAWING NO. A3.3

/Users/enigeczi/Library/CloudStorage/Dropbox/Cornerstone Dropbox Folders/Dropbox - Current Projects/1915 REDBRIDGE (NORTH)/1915 REDBRIDGE (N) CURRENT DRAWINGS VW2023/1915 REDBRIDGE_6N_Aug21_2024.vwx

US Arch D

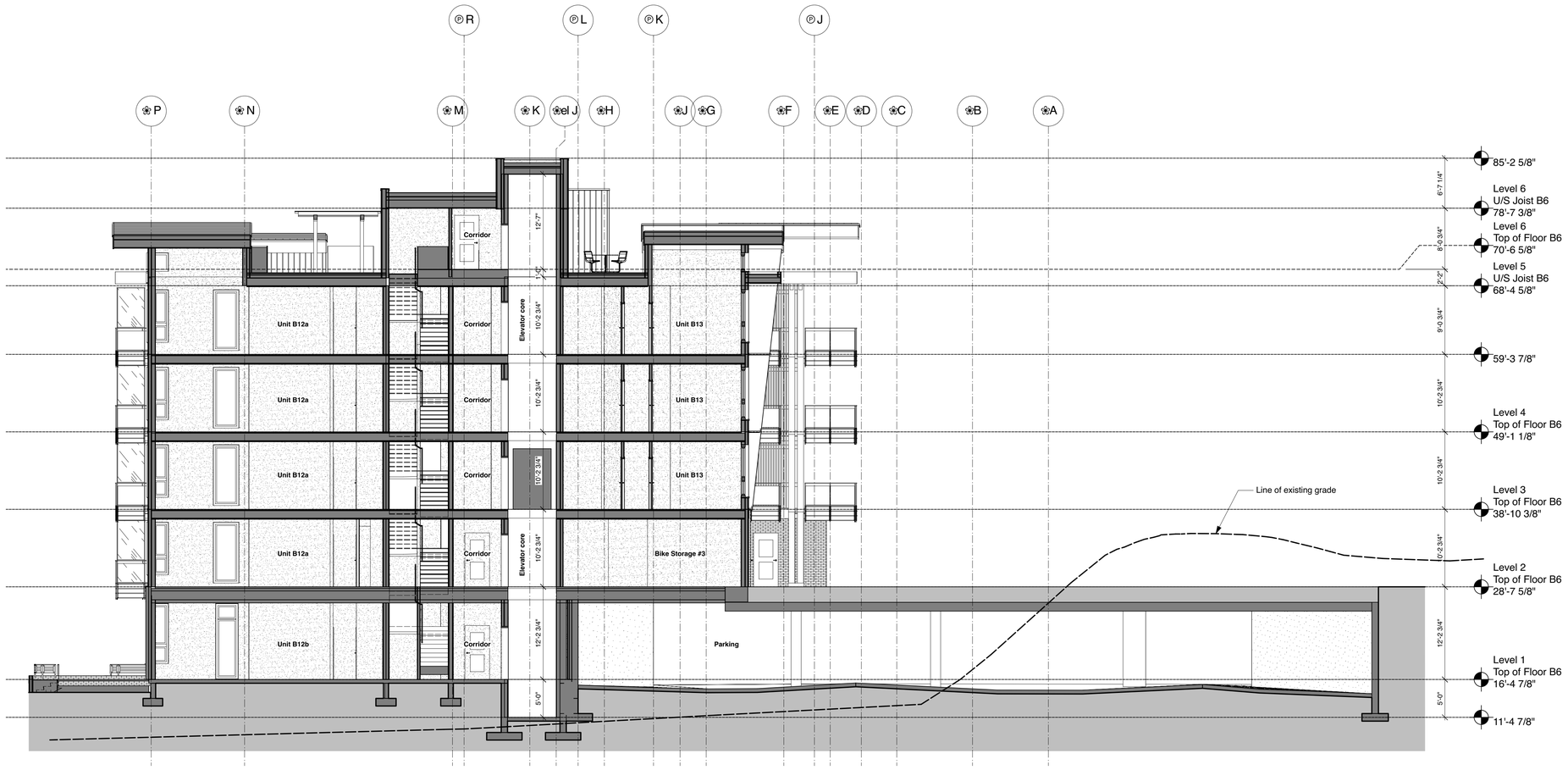

A
A❀4.0

Bulding 6 - Section A-A

Scale: 1/8" = 1'-0"

CORNERSTONE architecture

307 - 611 Alexander Street
Vancouver, British Columbia,
Canada V6A 1E1

www.cornerarch.com
tel. 604-253-8800

IMPORTANT: Copyright reserved. This design and drawing is the exclusive property of Cornerstone Architecture and cannot be used for any purpose without the written consent of the Architect. This drawing is not to be used for construction until issued for that purpose by the Architect.

Prior to commencement of the Work, it is the Contractor's responsibility to review and verify drawing dimensions, datums and levels. Discrepancies between information on this drawing and actual site conditions and / or the remaining Contract Documents shall be brought to the attention of the Architect for clarification prior to proceeding with the Work. DO NOT SCALE THE DRAWINGS.

Num.	YY MM DD	▲REVISION
1	2024-03-7	Issued for DP Application

▲ISSUE	
BUILDING CODE	BCBC 2018
ZONING	Rezoning
DEVELOPMENT PERMIT #	
BUILDING PERMIT #	
SCALE	1/8" = 1'-0"
PLOT DATE	Mar 5, 2024

Unless signed & sealed, these drawings are not to be used for approval by an authority or for reliance by a client or third party, including the general public.

REDBRIDGE SQUAMISH

PROJECT

Redbridge Development

Squamish, British Columbia

DRAWING

Sections A-A, Bldg 6

PROJECT NO. 2119

DRAWING NO. A❀4.0

/Users/enigeczi/Library/CloudStorage/Dropbox/Cornerstone Dropbox Folders/Dropbox - Current Projects/1915 REDBRIDGE (NORTH)/1915 REDBRIDGE (N) CURRENT DRAWINGS VW2023/1915 REDBRIDGE_6N_Feb14_2024.vwx

US Arch D

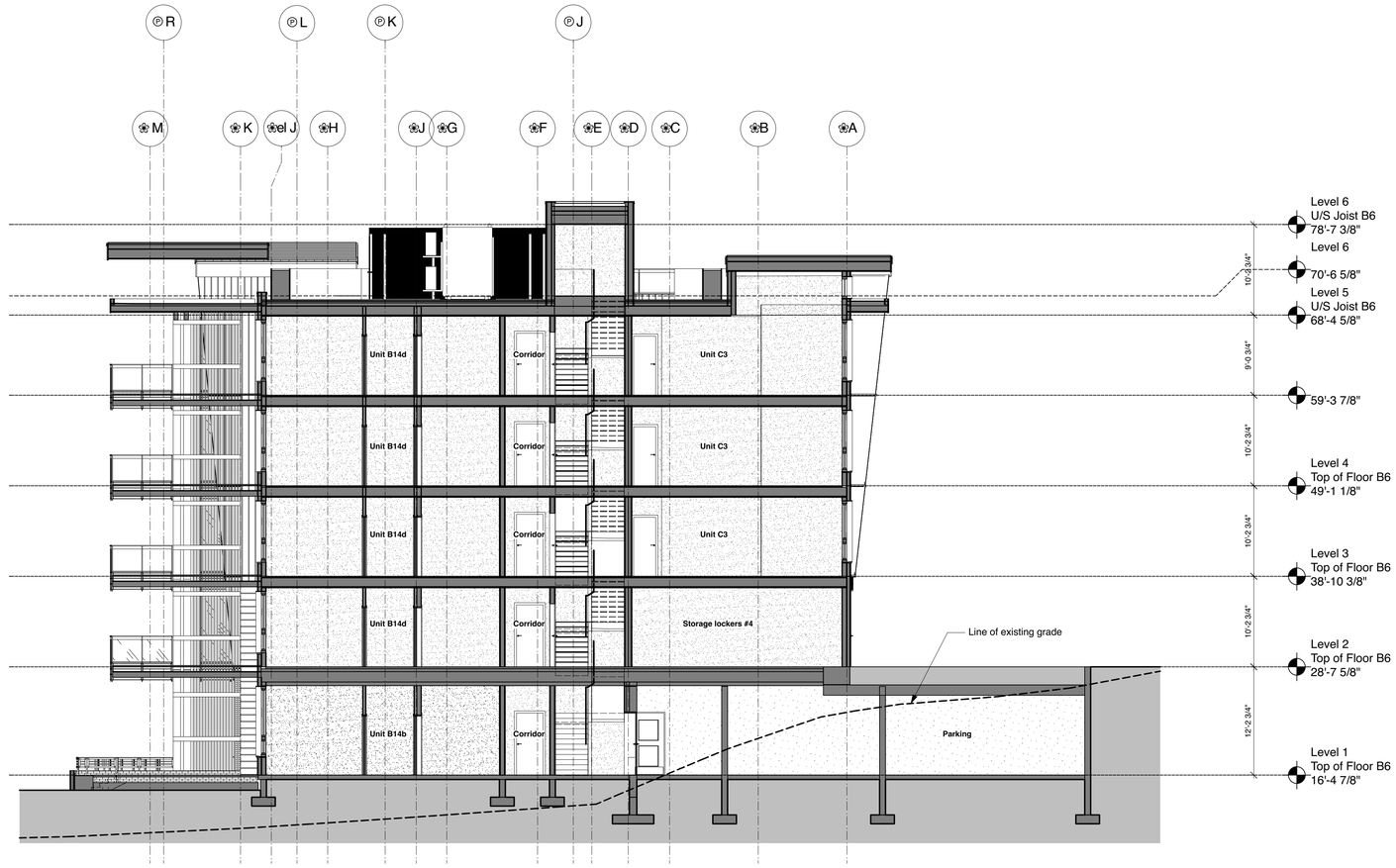

B
A4.1

Building 6 - Section B-B

Scale: 1/8" = 1'-0"

CORNERSTONE architecture

307 - 611 Alexander Street
Vancouver, British Columbia,
Canada V6A 1E1

www.cornerarch.com
tel. 604-253-8800

IMPORTANT: Copyright reserved. This design and drawing is the exclusive property of Cornerstone Architecture and cannot be used for any purpose without the written consent of the Architect. This drawing is not to be used for construction until issued for that purpose by the Architect.

Prior to commencement of the Work, it is the Contractor's responsibility to review and verify drawing dimensions, datums and levels. Discrepancies between information on this drawing and actual site conditions and / or the remaining Contract Documents shall be brought to the attention of the Architect for clarification prior to proceeding with the Work. DO NOT SCALE THE DRAWINGS.

Num.	YY MM DD	▲REVISION

Num.	YY MM DD	▲ISSUE
1	2024-03-7	Issued for DP Application

Unless signed & sealed, these drawings are not to be used for approval by an authority or for reliance by a client or third party, including the general public.

BUILDING CODE	BCBC 2018
ZONING	Rezoning
DEVELOPMENT PERMIT #	
BUILDING PERMIT #	
SCALE	1/8" = 1'-0"
PLOT DATE	Mar 5, 2024

REDBRIDGE SQUAMISH

PROJECT

Redbridge Development

Squamish, British Columbia

DRAWING

Sections B-B, Bldg 6

PROJECT NO. 2119

DRAWING NO. A4.1

US Arch D

/Users/enigeczi/Library/CloudStorage/Dropbox/Cornerstone Dropbox Folders/Dropbox - Current Projects/1915 REDBRIDGE (NORTH)/1915 REDBRIDGE (N) CURRENT DRAWINGS VW2023/1915 REDBRIDGE_6N_Feb14_2024.vwx

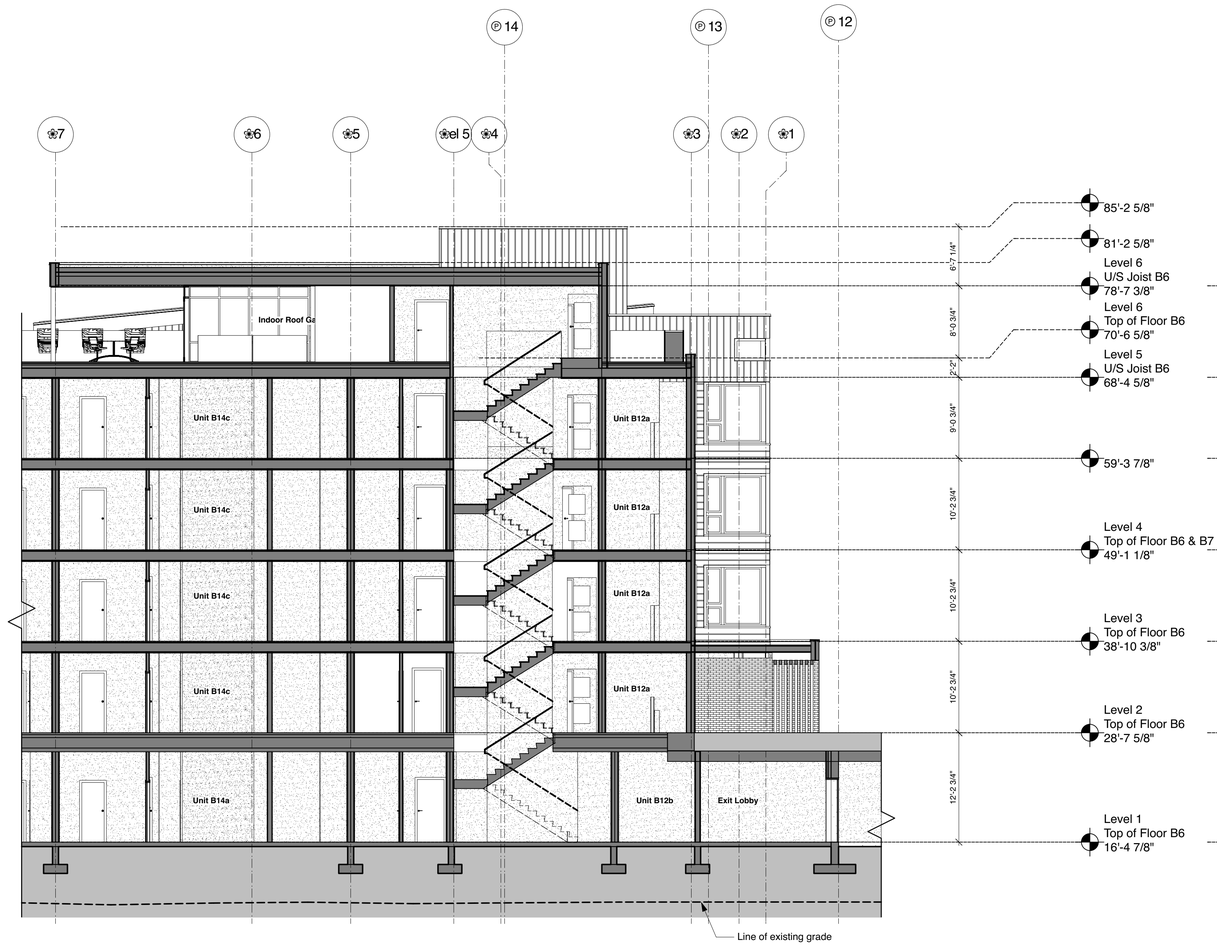

C / A❀4.2 Building 6 - Section C-C, Stair South
Scale: 1/8" = 1'-0"

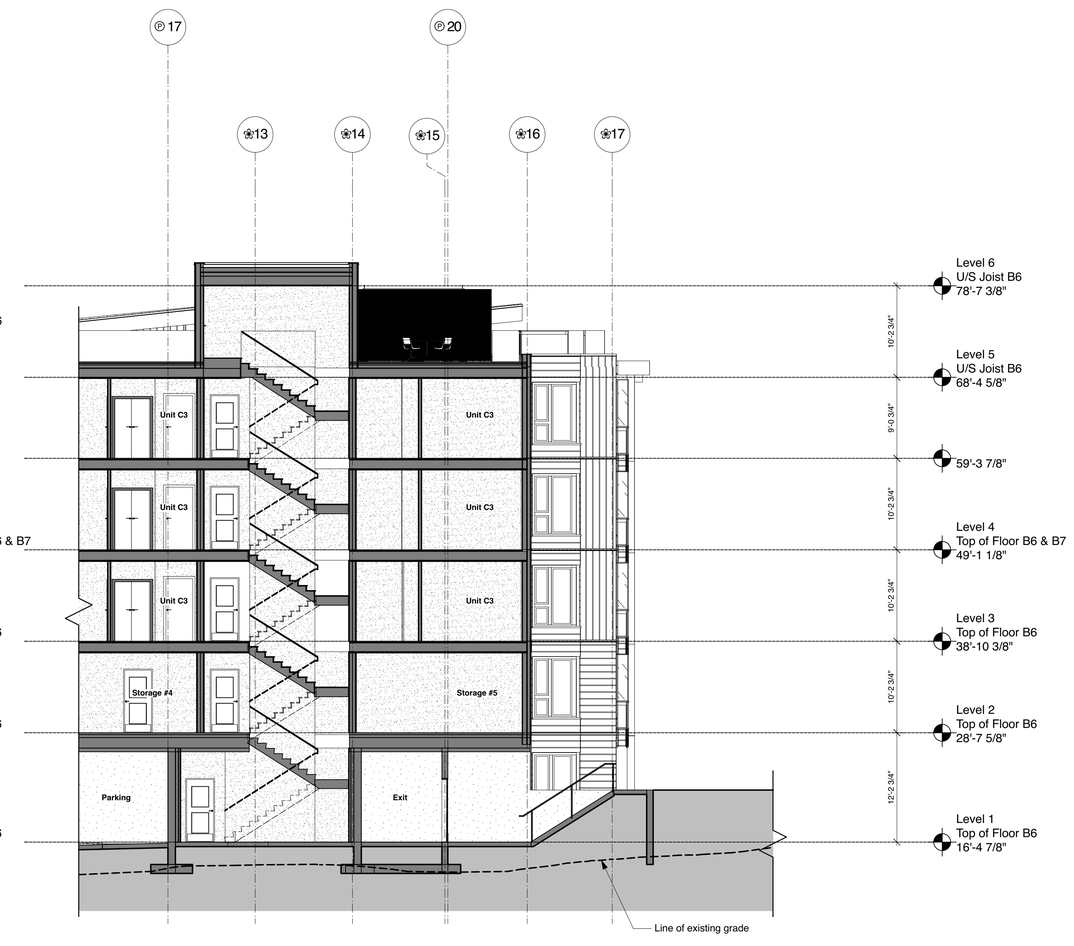

D / A❀4.2 Building 6 - Section D-D, Stair North
Scale: 1/8" = 1'-0"

CORNERSTONE architecture
307 - 611 Alexander Street
Vancouver, British Columbia,
Canada V6A 1E1
www.cornerarch.com
tel. 604-253-8800

IMPORTANT: Copyright reserved. This design and drawing is the exclusive property of Cornerstone Architecture and cannot be used for any purpose without the written consent of the Architect. This drawing is not to be used for construction until issued for that purpose by the Architect.

Prior to commencement of the Work, it is the Contractor's responsibility to review and verify drawing dimensions, datums and levels. Discrepancies between information on this drawing and actual site conditions and / or the remaining Contract Documents shall be brought to the attention of the Architect for clarification prior to proceeding with the Work. DO NOT SCALE THE DRAWINGS.

Num.	YY MM DD	▲REVISION

Num.	YY MM DD	▲ISSUE
1	2024-03-7	Issued for DP Application

Unless signed & sealed, these drawings are not to be used for approval by an authority or for reliance by a client or third party, including the general public.

BUILDING CODE	BCBC 2018
ZONING	Rezoning
DEVELOPMENT PERMIT #	
BUILDING PERMIT #	
SCALE	1/8" = 1'-0"
PLOT DATE	Mar 5, 2024

REDBRIDGE SQUAMISH

PROJECT
Redbridge Development
Squamish, British Columbia

DRAWING
Sections C-C & D-D, Bldg 6

PROJECT NO. 2119

DRAWING NO. A❀4.2

/Users/enigeczi/Library/CloudStorage/Dropbox/Cornerstone Dropbox Folders/Dropbox - Current Projects/1915 REDBRIDGE (NORTH)/1915 REDBRIDGE (N) CURRENT DRAWINGS VW2023/1915 REDBRIDGE_6N_Feb14_2024.vwx

US Arch D

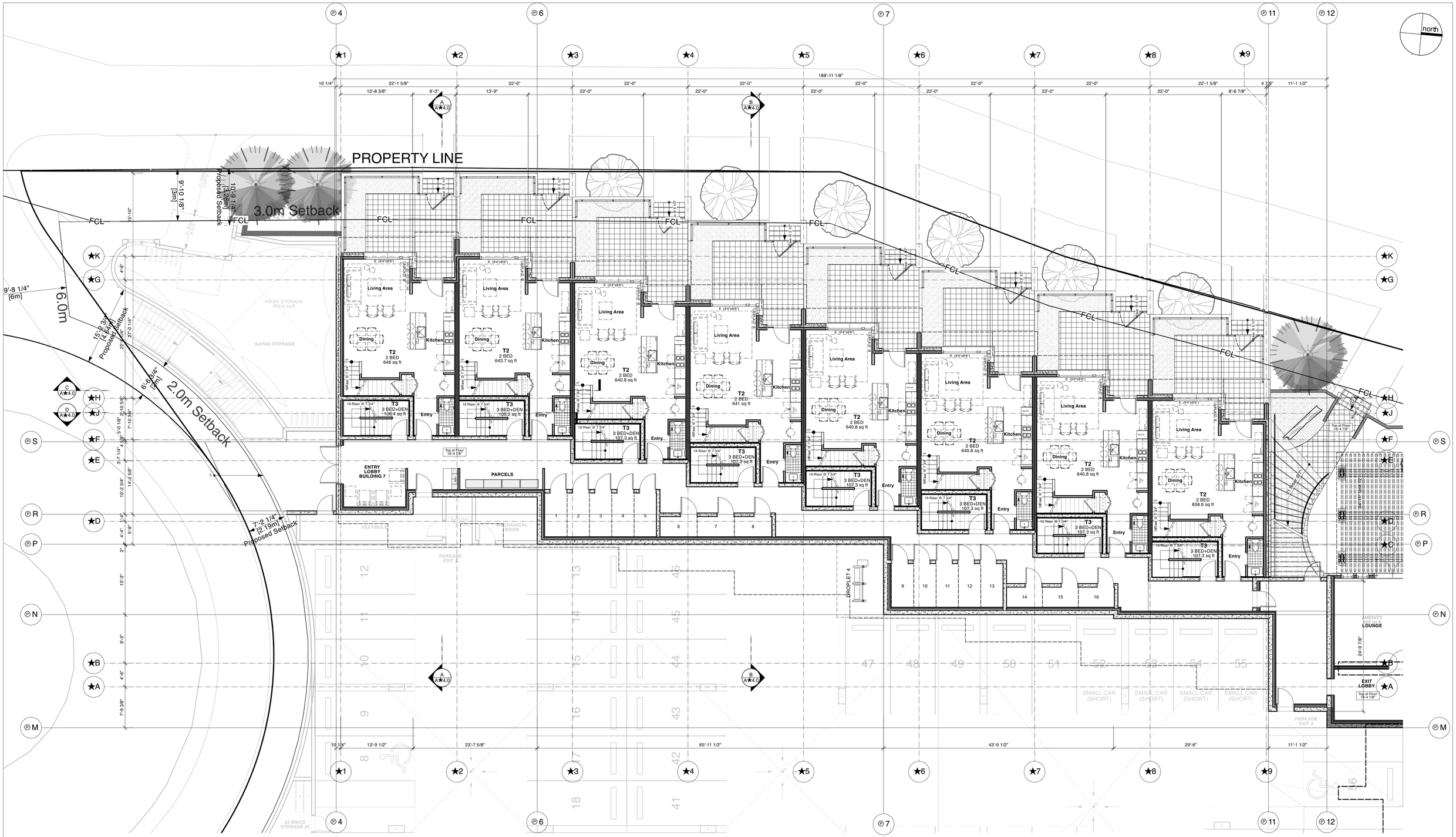

Floor Plan Key Plan

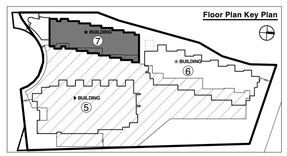

Dimension & framing notes:

unless shown otherwise, dimensions are taken as follows;

1. Concrete or masonry walls / columns - face of concrete or masonry wall
2. Exterior frame walls - face of exterior sheathing
3. Interior frame walls - face of stud
4. Interior suite-to-suite party walls - centerline of wall assembly
5. Gridlines are located at the face of concrete or masonry walls or columns, the face of exterior framed wall sheathing, and the center line of party wall assemblies (unless shown otherwise)
6. Confirm clear dimension for tubs & showers based on actual fixture size and adjacent wall types
7. Provide blocking behind gypsum board at all tubs/showers for the installation of future grab bars. Refer to the plans and details for more info
8. Seal joints for all built-up-studs at exterior walls insulated with spray foam insulation.
9. Refer to the window schedule for window R.O. dimensions
10. Provide continuous drywall behind tubs/ shower bases (typical)

General drawing note:

Refer to wall, door, and window schedules for further information.
Refer to drawings for roof slopes in conjunction with the latest mechanical, electrical, civil, structural and fire suppression drawings. Structural, mechanical, plumbing information shown for reference and coordination only. Refer to appropriate plans for equipment and structural elements,sizing, etc.

CORNERSTONE architecture
307 - 611 Alexander Street
Vancouver, British Columbia,
Canada V6A 1E1
www.cornerarch.com
tel. 604-253-8800

IMPORTANT: Copyright reserved. This design and drawing is the exclusive property of Cornerstone Architecture and cannot be used for any purpose without the written consent of the Architect. This drawing is not to be used for construction until issued for that purpose by the Architect.

Prior to commencement of the Work, it is the Contractor's responsibility to review and verify drawing dimensions, datums and levels. Discrepancies between information on this drawing and actual site conditions and / or the remaining Contract Documents shall be brought to the attention of the Architect for clarification prior to proceeding with the Work. DO NOT SCALE THE DRAWINGS.

Num.	YY MM DD	▲REVISION

Num.	YY MM DD	▲ISSUE
1	2024-03-7	Issued for DP Application

Unless signed & sealed, these drawings are not to be used for approval by an authority or for reliance by a client or third party, including the general public.

BUILDING CODE	BCBC 2018
ZONING	Rezoning
DEVELOPMENT PERMIT #	
BUILDING PERMIT #	
SCALE	1/8" = 1'-0"
PLOT DATE	Mar 5, 2024

REDBRIDGE SQUAMISH

PROJECT
Redbridge Development
Squamish, British Columbia

DRAWING
Plan: Level 1, Bldg 7 - 1/8" Scale

PROJECT NO. 1915

DRAWING NO. A★2.0

US Arch D

/Users/enigeczi/Library/CloudStorage/Dropbox/Cornerstone Dropbox Folders/Dropbox - Current Projects/1915 REDBRIDGE (NORTH)/1915 REDBRIDGE (N) CURRENT DRAWINGS VW2023/1915 REDBRIDGE_7N & All_Feb14_2024.vwx

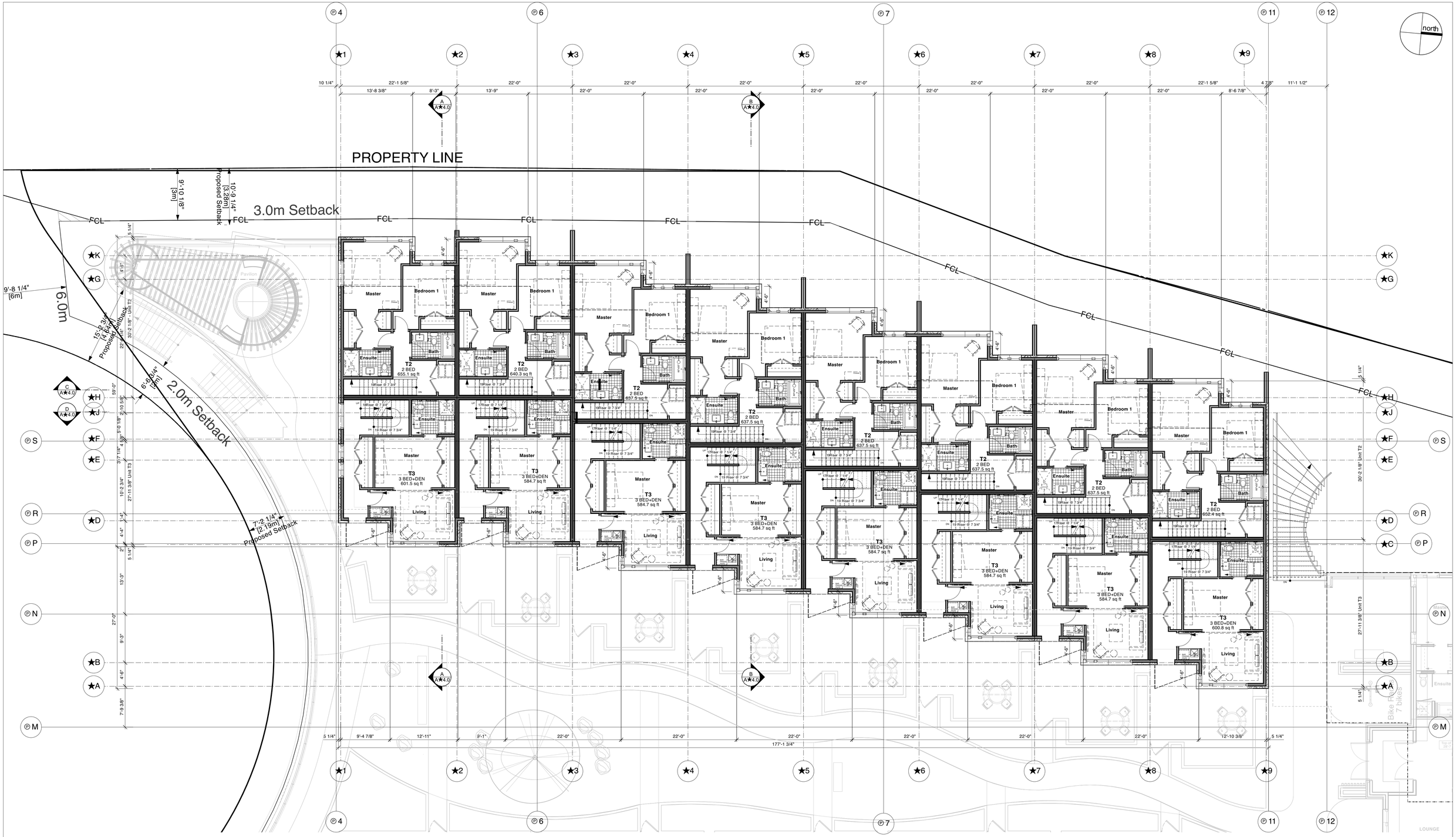

Floor Plan Key Plan

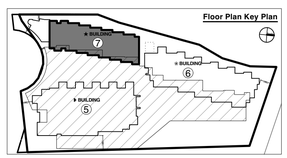

Dimension & framing notes:

unless shown otherwise, dimensions are taken as follows;

1. Concrete or masonry walls / columns - face of concrete or masonry wall
2. Exterior frame walls - face of exterior sheathing
3. Interior frame walls - face of stud
4. Interior suite-to-suite party walls - centerline of wall assembly
5. Gridlines are located at the face of concrete or masonry walls or columns, the face of exterior sheathing, and the center line of party wall assemblies (unless shown otherwise)
6. Confirm clear dimension for tubs & showers based on actual fixture size and adjacent wall types
7. Provide solid wood blocking at walls behind and adjacent to all toilets and baths/showers for the installation of future grab bars. Refer to the plans and details for more info.
8. Seal joints for all built-up-studs at exterior walls insulated with spray foam insulation.
9. Refer to the window schedule for window R.O. dimensions
10. Provide continuous drywall behind tubs/ shower bases (typical)

General drawing note:

Refer to wall, door, and window schedules for further information.
These plans are to be read in conjunction with the latest mechanical, electrical, civil, structural and fire suppression drawings. Structural, mechanical, plumbing information shown for reference and coordination only. Refer to appropriate plans for equipment and structural elements,sizing, etc.

CORNERSTONE architecture
307 - 611 Alexander Street
Vancouver, British Columbia,
Canada V6A 1E1
www.cornerarch.com
tel. 604-253-8800

IMPORTANT: Copyright reserved. This design and drawing is the exclusive property of Cornerstone Architecture and cannot be used for any purpose without the written consent of the Architect. This drawing is not to be used for construction until issued for that purpose by the Architect.

Prior to commencement of the Work, it is the Contractor's responsibility to review and verify drawing dimensions, datums and levels. Discrepancies between information on this drawing and actual site conditions and / or the remaining Contract Documents shall be brought to the attention of the Architect for clarification prior to proceeding with the Work. DO NOT SCALE THE DRAWINGS.

Num.	YY MM DD	▲REVISION

Num.	YY MM DD	▲ISSUE
1	2024-03-7	Issued for DP Application

Unless signed & sealed, these drawings are not to be used for approval by an authority or for reliance by a client or third party, including the general public.

BUILDING CODE	BCBC 2018
ZONING	Rezoning
DEVELOPMENT PERMIT #	
BUILDING PERMIT #	
SCALE	1/8" = 1'-0"
PLOT DATE	Mar 5, 2024

REDBRIDGE SQUAMISH

PROJECT
Redbridge Development
Squamish, British Columbia

DRAWING
Plan: Level 2, Bldg 7 - 1/8" Scale

PROJECT NO. 1915

DRAWING NO. A★2.1

US Arch D

/Users/enigeczi/Library/CloudStorage/Dropbox/Cornerstone Dropbox Folders/Dropbox - Current Projects/1915 REDBRIDGE (NORTH)/1915 REDBRIDGE (N) CURRENT DRAWINGS VW2023/1915 REDBRIDGE_7N & All_Feb14_2024.vwx

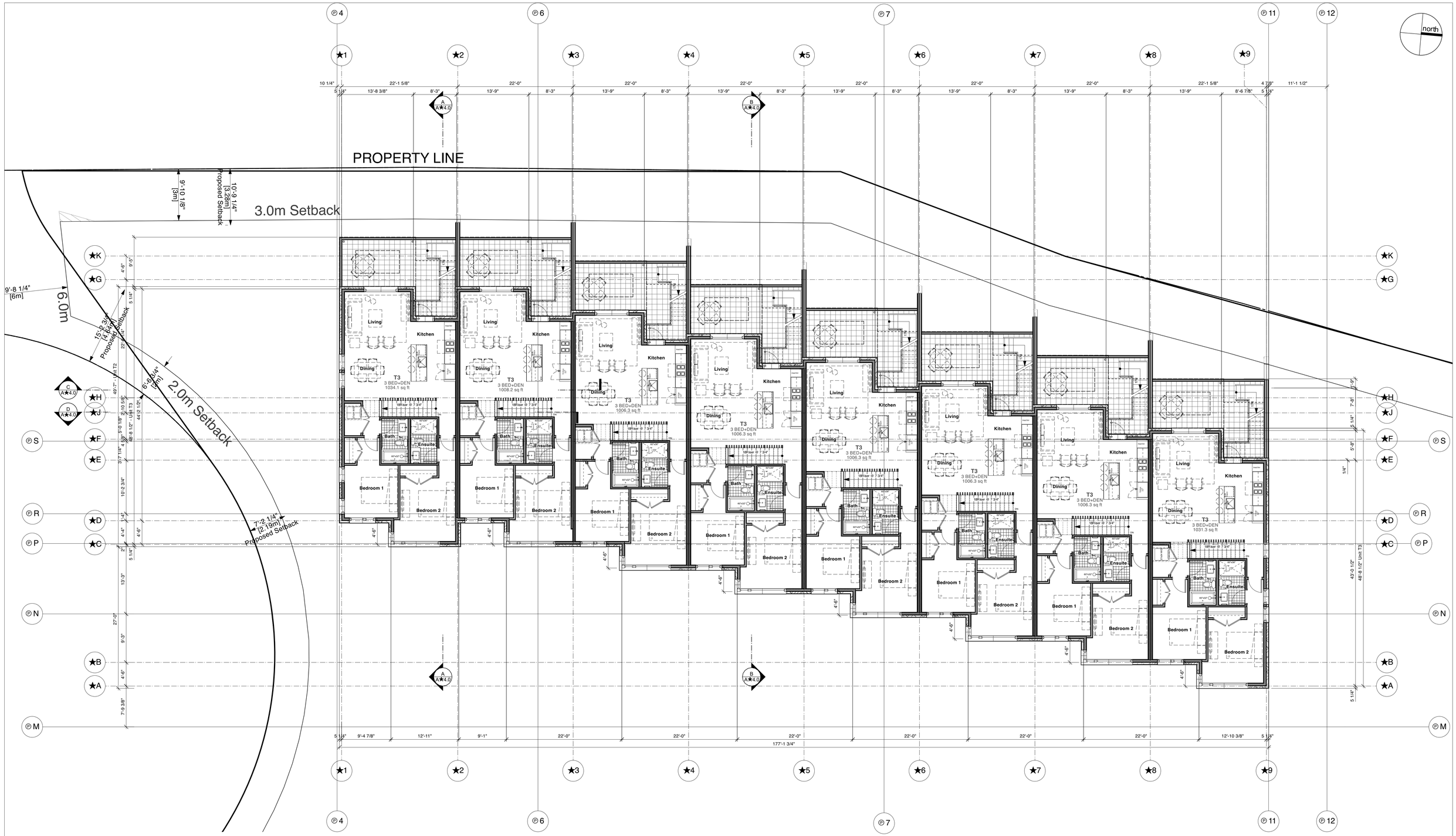

Floor Plan Key Plan

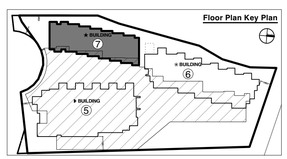

Dimension & framing notes:

unless shown otherwise, dimensions are taken as follows;

1. Concrete or masonry walls / columns - face of concrete or masonry wall
2. Exterior frame walls - face of exterior sheathing
3. Interior frame walls - face of stud
4. Interior suite-to-suite party walls - centerline of wall assembly
5. Gridlines are located at the face of concrete or masonry walls or columns, the face of exterior framed walls, centreline of party walls, or centreline of demising walls between residential and common value areas, or for the centreline of curtain wall assemblies (unless shown otherwise)
6. Provide solid wood blocking at walls behind and adjacent to all toilets and bathtubs/showers for the installation of future grab bars. Refer to the plans and details for more info.
7. Provide continuous drywall behind tubs/ shower bases (typical)
8. Seal joints for all built-up-studs at exterior walls insulated with spray foam insulation.
9. Refer to the window schedule for window R.O. dimensions
10. Provide continuous drywall behind tubs/ shower bases (typical)

General drawing note:

Refer to wall, door, and window schedules for further information.
These plans are to be read in conjunction with the latest mechanical, electrical, civil, structural and fire suppression drawings. Structural, mechanical, plumbing information shown for reference and coordination only. Refer to appropriate plans for equipment and structural elements,sizing, etc.

CORNERSTONE architecture

307 - 611 Alexander Street
Vancouver, British Columbia,
Canada V6A 1E1

www.cornerarch.com
tel. 604-253-8800

IMPORTANT: Copyright reserved. This design and drawing is the exclusive property of Cornerstone Architecture and cannot be used for any purpose without the written consent of the Architect. This drawing is not to be used for construction until issued for that purpose by the Architect.

Prior to commencement of the Work, it is the Contractor's responsibility to review and verify drawing dimensions, datums and levels. Discrepancies between information on this drawing and actual site conditions and / or the remaining Contract Documents shall be brought to the attention of the Architect for clarification prior to proceeding with the Work. DO NOT SCALE THE DRAWINGS.

Num.	YY MM DD	▲REVISION

Num.	YY MM DD	▲ISSUE
1	2024-03-7	Issued for DP Application

Unless signed & sealed, these drawings are not to be used for approval by an authority or for reliance by a client or third party, including the general public.

BUILDING CODE	BCBC 2018
ZONING	Rezoning
DEVELOPMENT PERMIT #	
BUILDING PERMIT #	
SCALE	1/8" = 1'-0"
PLOT DATE	Mar 5, 2024

REDBRIDGE SQUAMISH

PROJECT

Redbridge Development

Squamish, British Columbia

DRAWING

Plan: Level 3, Bldg 7 - 1/8" Scale

PROJECT NO. 1915

DRAWING NO. A★2.2

/Users/enigeczi/Library/CloudStorage/Dropbox/Cornerstone Dropbox Folders/Dropbox - Current Projects/1915 REDBRIDGE (NORTH)/1915 REDBRIDGE (N) CURRENT DRAWINGS VW2023/1915 REDBRIDGE_7N & All_Feb14_2024.vwx

US Arch D

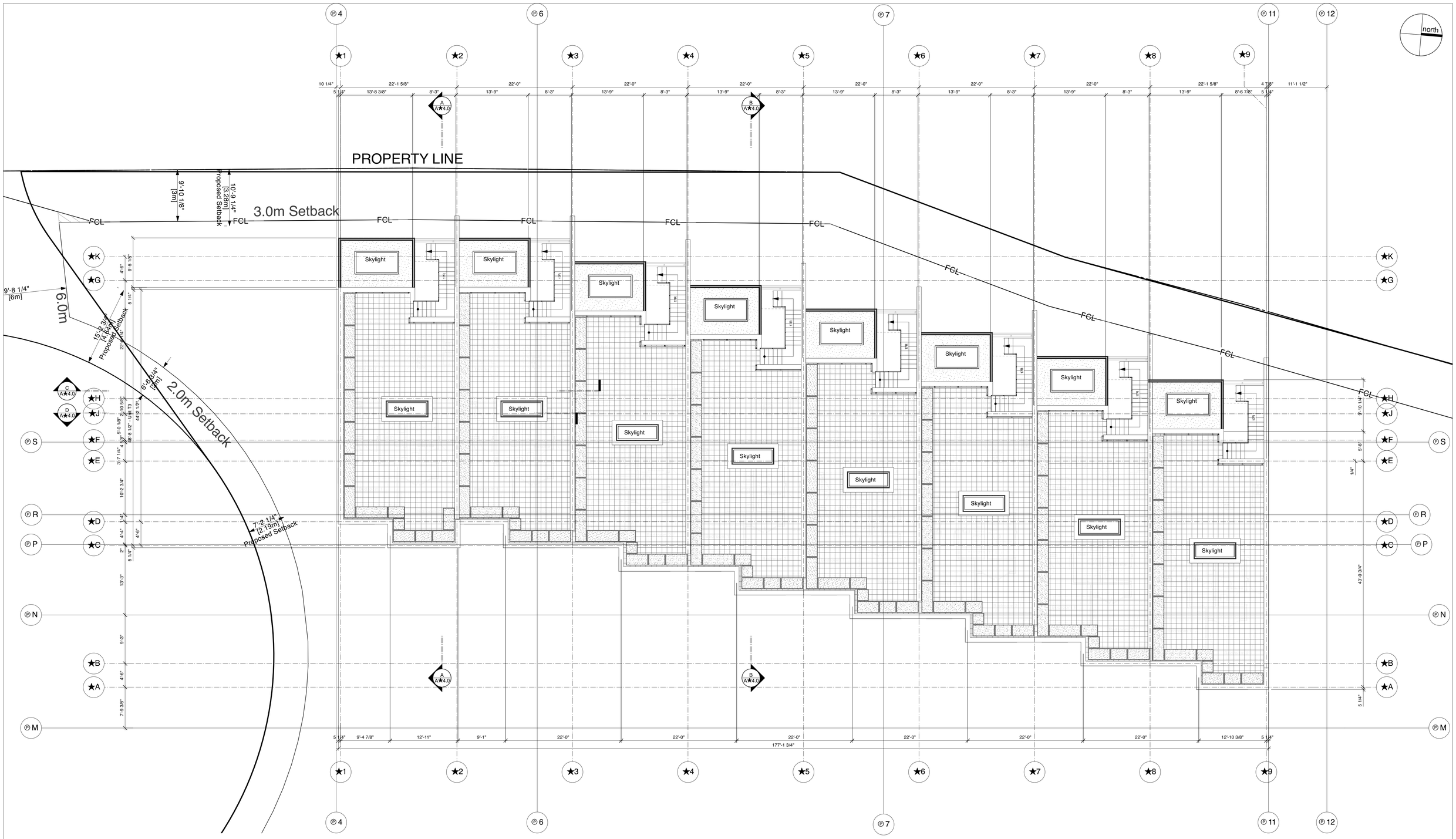

Floor Plan Key Plan

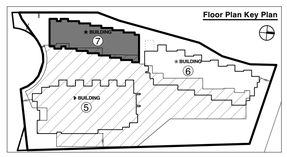

Dimension & framing notes:

unless shown otherwise, dimensions are taken as follows;

1. Concrete or masonry walls / columns - face of concrete or masonry wall
2. Exterior frame walls - face of exterior sheathing
3. Interior frame walls - face of stud
4. Interior suite-to-suite party walls - centerline of wall assembly
5. Interior corridor walls - face of concrete or concrete block, the face of exterior framed wall sheathing, and the center line of party wall assemblies (unless shown otherwise)
6. Confirm clear dimension for tubs & showers based on actual fixture size and adjacent wall types
7. Provide solid wood blocking at walls behind and adjacent to all toilets and baths/showers for the installation of future grab bars. Refer to the plans and details for more info.
8. Seal joints for all built-up-studs at exterior walls insulated with spray foam insulation.
9. Refer to the window schedule for window R.O. dimensions
10. Provide continuous drywall behind tubs/ shower bases (typical)

General drawing note:

Refer to wall, door, and window schedules for further information.
These plans are to be read in conjunction with the latest mechanical, electrical, civil, structural and fire suppression drawings. Structural, mechanical, plumbing information shown for reference and coordination only. Refer to appropriate plans for equipment and structural elements,sizing, etc.

CORNERSTONE architecture

307 - 611 Alexander Street
Vancouver, British Columbia,
Canada V6A 1E1

www.cornerarch.com
tel. 604-253-8800

IMPORTANT: Copyright reserved. This design and drawing is the exclusive property of Cornerstone Architecture and cannot be used for any purpose without the written consent of the Architect. This drawing is not to be used for construction until issued for that purpose by the Architect.

Prior to commencement of the Work, it is the Contractor's responsibility to review and verify drawing dimensions, datums and levels. Discrepancies between information on this drawing and actual site conditions and / or the remaining Contract Documents shall be brought to the attention of the Architect for clarification prior to proceeding with the Work. DO NOT SCALE THE DRAWINGS.

Num.	YY MM DD	▲REVISION

Num.	YY MM DD	▲ISSUE
1	2024-03-7	Issued for DP Application

Unless signed & sealed, these drawings are not to be used for approval by an authority or for reliance by a client or third party, including the general public.

BUILDING CODE	BCBC 2018
ZONING	Rezoning
DEVELOPMENT PERMIT #	
BUILDING PERMIT #	
SCALE	1/8" = 1'-0"
PLOT DATE	Mar 5, 2024

REDBRIDGE SQUAMISH

PROJECT
Redbridge Development
Squamish, British Columbia

DRAWING
Plan: Roof, Bldg 7 - 1/8" Scale

PROJECT NO. 1915

DRAWING NO. A★2.3

/Users/enigeczi/Library/CloudStorage/Dropbox/Cornerstone Dropbox Folders/Dropbox - Current Projects/1915 REDBRIDGE (NORTH)/1915 REDBRIDGE (N) CURRENT DRAWINGS VW2023/1915 REDBRIDGE_7N & All_Feb14_2024.vwx

US Arch D



1
A★3.0
Building 7 - South Elevations
Scale: 1/8" = 1'-0"



2
A★3.0
Building 7 - West Elevation
Scale: 1/8" = 1'-0"

Redbridge North - Building 5, 6 and 7

FINISH SCHEDULE

No.	Material	Material	Colour
1.1	Roof parapet with prefinished metal counter and cap flashing	Metal	Charcoal
1.2	Standing Seam Sheet Metal Roof	Metal	Charcoal
1.3	Metal soffit with slot ventialtion	Aluminium	Hemlock
1.4	Prefinished metal metal fascia	Metal	a. Polar White, b. Charcoal
2.1	Fibre cement - Vertical Artisan bevel channel siding	Cementitious Board	Charcoal
2.2	Fibre cement - Vertical Artisan bevel channel siding	Cementitious Board	Cobble Stone
2.3	Fibre cement - Horizontal lap siding	Cementitious Board	Cobble Stone
2.4	Fibre cement - Horizontal lap siding	Cementitious Board	Countrylane Red
2.5	Fibre cement - Vertical Artisan bevel channel siding	Cementitious Board	Boothbay Blue
2.6	Fibre cement - Shingle Rough siding	Cementitious Board	Khaki Brown
2.7	Fibre cement - Shingle Rough siding	Cementitious Board	Arctic White
2.8	Natural Stone caldding	Natural Stone	
2.9	Through wall flashing	Metal	Charcoal Grey
3.1	Double-glazed vinyl windows, sliding-glazed doors & french doors residential	Vinyl	Black
3.2	Painted Steel entry door	Steel	Roycroft Copper Red (SW2839)
3.3	Painted Steel entry door	Steel	Charcoal Grey
3.4	Stanchion glass guardrail system c/w glass, cap & additional screen	-	Clear
3.5	Stanchion glass guardrail system at base	-	Brushed
3.6	Steel guardrail with vertical pickets	Aluminium	Iron Ore
3.7	Prefinished metal counter flashing (fascia) c/w metal soffit & slot ventialtion	Metal	Iron Ore
3.8	Parkade garage door residential	Aluminium	Iron Ore
4.1	Aluminium gates with opaque glass	Aluminium	Iron Gray
4.2	Aluminium planters	Aluminium	Iron Gray
4.3	Wood columns with metal cladding		Iron Ore
4.4	Heavy timber wood trellis (fire retardant treated wood) with painted finish metal connectors and flat cap where exposed	Wood	Hemlock
4.5	Board formed architectural concrete wall with reveals & elastomeric paint	Concrete	Clear Coat
5.1	Steel post	Steel	Charcoal
5.2	Concrete wall, canopy and decorative ledge	Concrete	Clear Coat
5.3	Slats	Aluminium	Hemlock
5.4	Metal stair with perforated treads and guard rail - 1/2" Round	Metal	Charcoal
5.5	Greencable greenery system	Aluminium	Charcoal
5.6	Gutters and downspots	Aluminium	Charcoal Grey
5.7	Aluminium signage	Aluminium	Balck
5.8	Canopy with address cutout & Signage	Aluminium	Charcoal

GENERAL NOTES:
ALL AJACENT TRIMS TO MATCH CLADDING MATERIAL

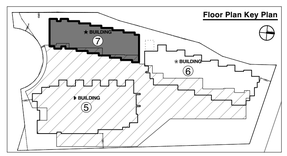

CORNERSTONE architecture
307 - 611 Alexander Street
Vancouver, British Columbia,
Canada V6A 1E1
www.cornerarch.com
tel. 604-253-8800

IMPORTANT: Copyright reserved. This design and drawing is the exclusive property of Cornerstone Architecture and cannot be used for any purpose without the written consent of the Architect. This drawing is not to be used for construction until issued for that purpose by the Architect.

Prior to commencement of the Work, it is the Contractor's responsibility to review and verify drawing dimensions, datums and levels. Discrepancies between information on this drawing and actual site conditions and / or the remaining Contract Documents shall be brought to the attention of the Architect for clarification prior to proceeding with the Work. DO NOT SCALE THE DRAWINGS.

Num.	YY MM DD	▲REVISION

Num.	YY MM DD	▲ISSUE
2	2024-09-19	Re-issued for DP Issuance
1	2024-03-7	Issued for DP Application

Unless signed & sealed, these drawings are not to be used for approval by an authority or for reliance by a client or third party, including the general public.

BUILDING CODE	BCBC 2018
ZONING	Rezoning
DEVELOPMENT PERMIT #	
BUILDING PERMIT #	
SCALE	1/8" = 1'-0"
PLOT DATE	Sep 19, 2024

/Users/enigeczi/Library/CloudStorage/Dropbox/Cornerstone Dropbox Folders/Dropbox - Current Projects/1915 REDBRIDGE (NORTH)/1915 REDBRIDGE (N) CURRENT DRAWINGS VW2023/ARCHITECTURAL/1915 REDBRIDGE_7N & All_Aug21_2024.vwx

DRAWING
South & West Elevation, Bldg 7 - 1/8" Scale

PROJECT
Redbridge North Site
Squamish,
British Columbia

PROJECT NO. 1915
DRAWING NO. A★3.0

US Arch D

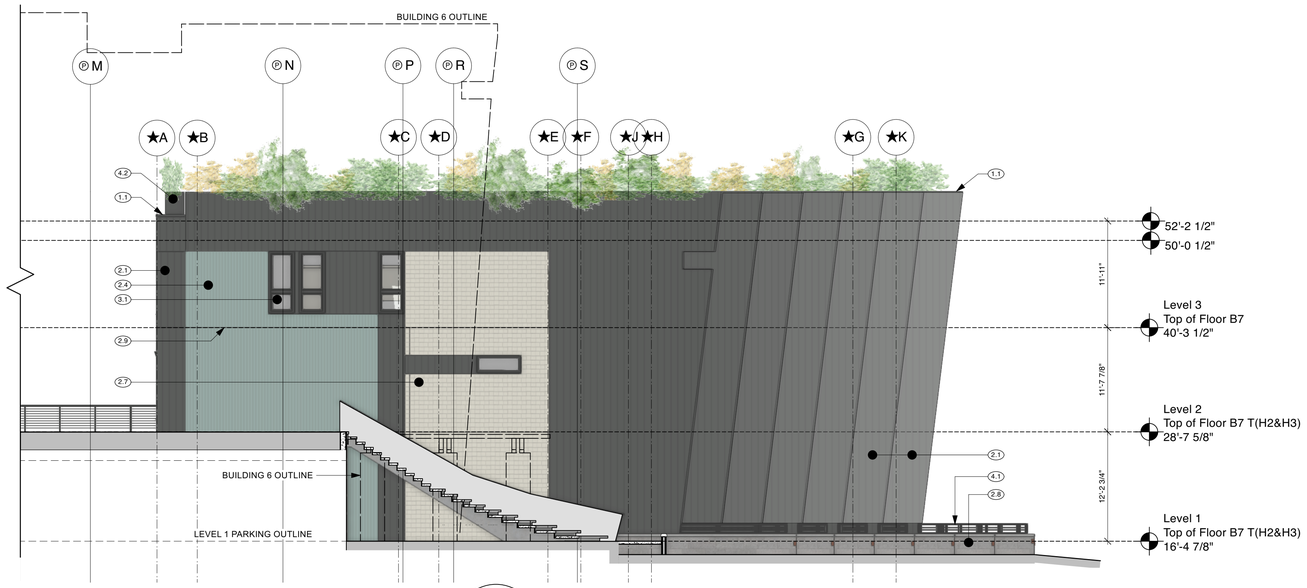

6
A★3.1

Building 7 - North Elevation

Scale: 1/8" = 1'-0"

Redbridge North - Building 5, 6 and 7

FINISH SCHEDULE

No.	Material	Material	Colour
1.1	Roof parapet with prefinished metal counter and cap flashing	Metal	Charcoal
1.2	Standing Seam Sheet Metal Roof	Metal	Charcoal
1.3	Metal soffit with slot ventialtion	Aluminium	Hemlock
1.4	Prefinished metal metal fascia	Metal	a. Polar White, b. Charcoal
2.1	Fibre cement - Vertical Artisan bevel channel siding	Cementitious Board	Charcoal
2.2	Fibre cement - Vertical Artisan bevel channel siding	Cementitious Board	Cobble Stone
2.3	Fibre cement - Horizontal lap siding	Cementitious Board	Cobble Stone
2.4	Fibre cement - Horizontal lap siding	Cementitious Board	Countrylane Red
2.5	Fibre cement - Vertical Artisan bevel channel siding	Cementitious Board	Boothbay Blue
2.6	Fibre cement - Shingle Hough siding	Cementitious Board	Khaki Brown
2.7	Fibre cement - Shingle Hough siding	Cementitious Board	Arctic White
2.8	Natural Stone caldding	Natural Stone	
2.9	Through wall flashing	Metal	Charcoal Grey
3.1	Double-glazed vinyl windows, sliding-glazed doors & french doors residential	Vinyl	Black
3.2	Painted Steel entry door	Steel	Roycroft Copper Red (SW2839)
3.3	Painted Steel entry door	Steel	Charcoal Grey
3.4	Stanchion glass guardrail system c/w glass, cap & additional screen	-	Clear
3.5	Stanchion glass guardrail system at base	-	Brushed
3.6	Steel guardrail with vertical pickets	Aluminium	Iron Ore
3.7	Prefinished metal counter flashing (fascia) c/w metal soffit & slot ventialtion	Metal	Iron Ore
3.8	Parkade garage door residential	Aluminium	Iron Ore
4.1	Aluminium gates with opaque glass	Aluminium	Iron Gray
4.2	Aluminium planters	Aluminium	Iron Gray
4.3	Wood columns with metal cladding		Iron Ore
4.4	Heavy timber wood trellis (fire retardant treated wood) with painted finish metal connectors and flat cap where exposed	Wood	Hemlock
4.5	Board formed architectural concrete wall with reveals & elastomeric paint	Concrete	Clear Coat
5.1	Steel post	Steel	Charcoal
5.2	Concrete wall, canopy and decorative ledge	Concrete	Clear Coat
5.3	Slats	Aluminium	Hemlock
5.4	Metal stair with perforated treads and guard rail - 1/2" Round	Metal	Charcoal
5.5	Greencable greenery system	Aluminium	Charcoal
5.6	Gutters and downspots	Aluminium	Charcoal Grey
5.7	Aluminium signage	Aluminium	Balck
5.8	Canopy with address cutout & Signage	Aluminium	Charcoal

GENERAL NOTES:

ALL AJACENT TRIMS TO MATCH CLADDING MATERIAL



8
A★3.1

Building 7 - East Elevation

Scale: 1/8" = 1'-0"

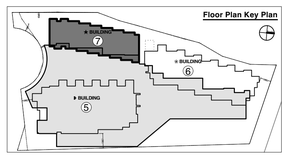

CORNERSTONE architecture

307 - 611 Alexander Street
Vancouver, British Columbia,
Canada V6A 1E1

www.cornerarch.com
tel. 604-253-8800

IMPORTANT: Copyright reserved. This design and drawing is the exclusive property of Cornerstone Architecture and cannot be used for any purpose without the written consent of the Architect. This drawing is not to be used for construction until issued for that purpose by the Architect.

Prior to commencement of the Work, it is the Contractor's responsibility to review and verify drawing dimensions, datums and levels. Discrepancies between information on this drawing and actual site conditions and / or the remaining Contract Documents shall be brought to the attention of the Architect for clarification prior to proceeding with the Work. DO NOT SCALE THE DRAWINGS.

Num.	YY MM DD	▲REVISION

Num.	YY MM DD	▲ISSUE
2	2024-09-19	Re-issued for DP Issuance
1	2024-03-7	Issued for DP Application

Unless signed & sealed, these drawings are not to be used for approval by an authority or for reliance by a client or third party, including the general public.

BUILDING CODE	BCBC 2018
ZONING	Rezoning
DEVELOPMENT PERMIT #	
BUILDING PERMIT #	
SCALE	1/8" = 1'-0"
PLOT DATE	Sep 19, 2024

/Users/enigeczi/Library/CloudStorage/Dropbox/Cornerstone Dropbox Folders/Dropbox - Current Projects/1915 REDBRIDGE (NORTH)/1915 REDBRIDGE (N) CURRENT DRAWINGS VW2023/ARCHITECTURAL/1915 REDBRIDGE_7N & All_Aug21_2024.vwx

PROJECT

Redbridge North Site

Squamish,
British Columbia

DRAWING

East & North Elevations, Bldg 7 - 1/8" Scale

PROJECT NO. 1915

DRAWING NO. A★3.1

US Arch D

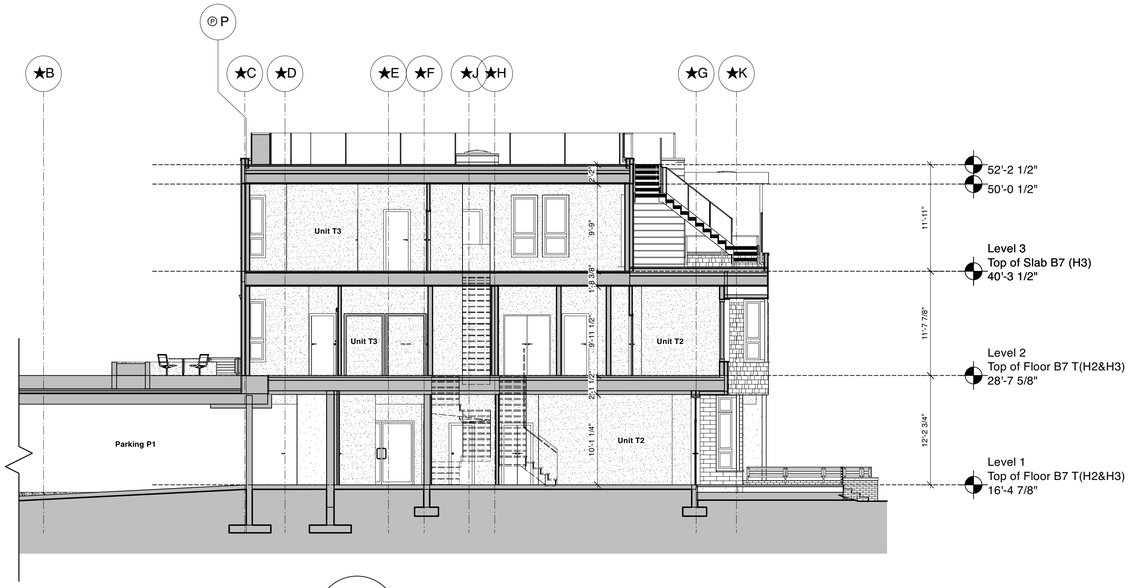

A
A★4.0
Building 7 - Section A-A
Scale: 1/8" = 1'-0"

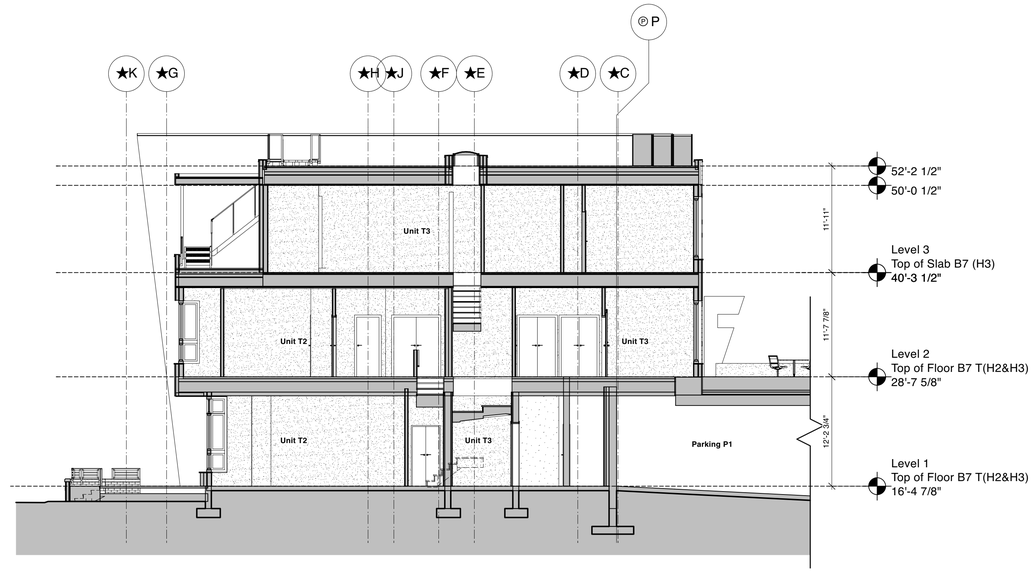

B
A★4.0
Building 7 - Section B-B
Scale: 1/8" = 1'-0"

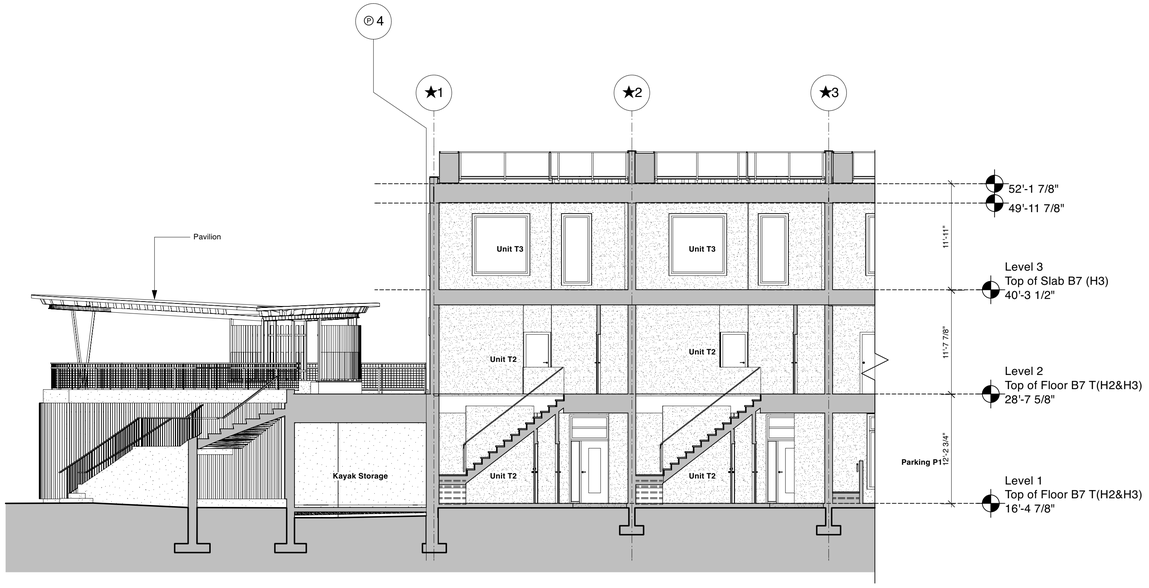

C
A★4.0
Building 7 - Section C-C
Scale: 1/8" = 1'-0"

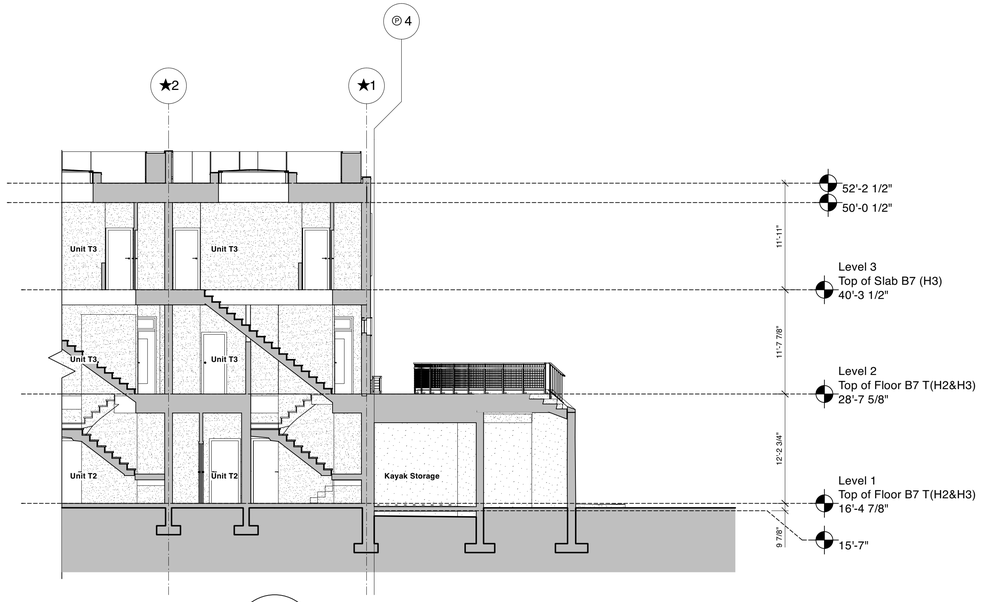

D
A★4.0
Building 7 - Section D-D
Scale: 1/8" = 1'-0"

CORNERSTONE architecture
307 - 611 Alexander Street
Vancouver, British Columbia,
Canada V6A 1E1

www.cornerarch.com
tel. 604-253-8800

IMPORTANT: Copyright reserved. This design and drawing is the exclusive property of Cornerstone Architecture and cannot be used for any purpose without the written consent of the Architect. This drawing is not to be used for construction until issued for that purpose by the Architect.

Prior to commencement of the Work, it is the Contractor's responsibility to review and verify drawing dimensions, datums and levels. Discrepancies between information on this drawing and actual site conditions and / or the remaining Contract Documents shall be brought to the attention of the Architect for clarification prior to proceeding with the Work. DO NOT SCALE THE DRAWINGS.

Num.	YY MM DD	▲REVISION

Num.	YY MM DD	▲ISSUE
1	2024-03-7	Issued for DP Application

Unless signed & sealed, these drawings are not to be used for approval by an authority or for reliance by a client or third party, including the general public.

BUILDING CODE	BCBC 2018
ZONING	Rezoning
DEVELOPMENT PERMIT #	
BUILDING PERMIT #	
SCALE	1/8" = 1'-0"
PLOT DATE	Mar 5, 2024

REDBRIDGE SQUAMISH

PROJECT
Redbridge Development
Squamish, British Columbia

DRAWING
Section, Bldg 7

PROJECT NO. 1915

DRAWING NO. A★4.0

US Arch D

/Users/enigeczi/Library/CloudStorage/Dropbox/Cornerstone Dropbox Folders/Dropbox - Current Projects/1915 REDBRIDGE (NORTH)/1915 REDBRIDGE (N) CURRENT DRAWINGS VW2023/1915 REDBRIDGE_7N & All_Feb14_2024.vwx